



The Bulletin

Volume XXIII ----- May 2022

Mr. Kashif Mehtab comments in
**'Surge in primary input costs to turn
textile sector uncompetitive globally'**

See Details Page # 7



**BUSINESS
RECORDER**
Founded by M.A. Zubair

**TMA organized meeting with
newly appointed Officers of
Trade & Investment**

See Details Page # 9



**ECONOMY!
Budget!
IMF!**

Dollar Flight



**TMA presents
Cost of Factors**

See Details Page # 1

For Information & Feedback

TMA House7

77-A, SMCHS, Karachi – 74400 (Pakistan)

Phone : (92 21) 34382801-4, Fax : (92 21) 34551628

Email : tma@towelassociation.com

Website : www.towelassociation.com



Table of Contents

TMA presents Cost of Factors	Page 1
Comparison of Export for the Month of May 2021 & May 2022 Source Pakistan Bureau of Statistics	Page 2
Comparison of Export Year wise of July-May 2020-21 & July-May 2021-22 Source Pakistan Bureau of Statistics	Page 3
Analysis of Currencies for the Month of May 2021 and May 2022 Source Tresmark	Page 4
Analysis of Commodities for the Month of May 2021 and May 2022 Source Tresmark	Page 5
Comparison of KIBOR for the Month of May 2021 and May 2022 Source Tresmark	Page 6
Mr. Kashif Mehtab comments in 	Page 7
TMA organized meeting with newly appointed Officers of Trade & Investment	Page 9



Towel Manufacturers' Association of Pakistan

TMA HOUSE

77-A, SMCHS, Karachi-74400 (Pakistan)

Phones: (9221)34382801-4 Fax :(9221)34551628

E-Mail: tma@towelassociation.com Web Site : www.towelassociation.com

COST OF ELECTRIC POWER (PER kWh) IN US \$

HEAD OF DEPARTMENT	COST FACTORS BEFORE ENHANCEMENT OF UTILITIES COST					
	NAME OF COUNTRIES				PAKISTAN	
	BANGLADESH	CHINA	INDIA	TURKEY	BEFORE ENHANCEMENT OF UTILITIES COST	IMPACT AFTER ENHANCEMENT OF UTILITES COST
SPINNING	0.10	0.11	0.10	0.11	0.10	0.21
TEXTURING	0.10	0.11	0.10	0.11	0.10	0.21
WEAVING	0.10	0.11	0.10	0.11	0.10	0.21
KNITTING	0.10	0.11	0.10	0.11	0.10	0.21
FINISHING	0.10	0.11	0.10	0.11	0.10	0.21

COST OF STEAM (PER KG OF YARN) IN US \$

HEAD OF DEPARTMENT	COST FACTORS BEFORE ENHANCEMENT OF UTILITIES COST					
	NAME OF COUNTRIES				PAKISTAN	
	BANGLADESH	CHINA	INDIA	TURKEY	BEFORE ENHANCEMENT OF UTILITIES COST	IMPACT AFTER ENHANCEMENT OF UTILITES COST
WEAVING	0.06	0.06	0.08	0.20	0.12	0.17
FINISHING	0.15	0.33	0.48	0.35	0.16	0.23



Comparison of Export for the Month of May 2021 & May 2022

S.#	COMMODITIES	UNIT	May 2021			May 2022			Unit Price	Change in Qty	% Change in Qty	Change in Value	% Change in Value
			QTY	VALUE		QTY	VALUE						
				IN US\$ (000')	Unit Price		IN US\$ (000')	Unit Price					
1	Raw Cotton & Cotton Carded OR Combed	M.T.											
2	Cotton Yarn	M.T.	23,560	72,084	3.06	27,053	106,571	3.94	3493	14.83	34487	47.84	
3	Cotton Cloth	TH.SQM.	25,322	134,651	5.32	36,386	231,277	6.36	11064	43.69	96626	71.76	
4	Cotton Carded OR Combed	M.T.											
5	Yarn Other Than Cotton	M.T.	832	1,918	2.31	1,979	6,608	3.34	1147	137.86	4690	244.53	
6	Knitwear	TH.DOZ.	11,863	293,138	24.71	14,250	428,278	30.05	2387	20.12	135140	46.10	
7	Bed Wear	M.T.	28,547	181,000	6.34	39,918	281,373	7.05	11371	39.83	100373	55.45	
8	Towels	M.T.	13,387	61,797	4.62	17,782	92,252	5.19	4395	32.83	30455	49.28	
9	Tent, Canvas & Tarpulin	M.T.	1,740	5,923	3.40	1,917	8,155	4.25	177	10.17	2232	37.68	
10	Readymade Garment	TH.DOZ.	3,359	194,817	58.00	6,215	321,670	51.76	2856	85.03	126853	65.11	
11	Art-Silk & Synthetic Textile	TH.SQM.	5,416	24,509	4.53	7,067	36,569	5.17	1651	30.48	12060	49.21	
12	Made-ups (Other Textiles)	-		48,665			70,363						
13	Other Textile Products	-		41,626			58,785						
TOTAL			114,026	1,060,128		152,567	1,641,901						



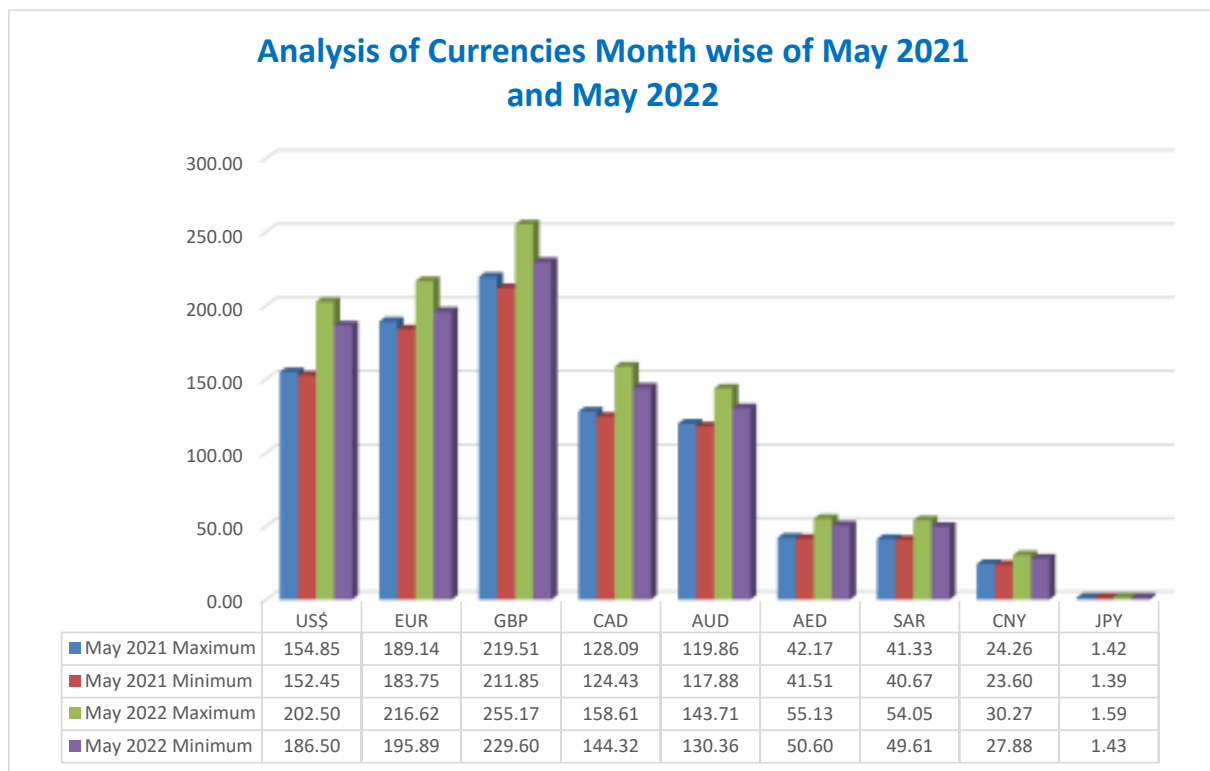
Comparison of Export Year wise of July-May 2020-21 & July-May 2021-22

S.#	COMMODITIES	UNIT	July-May 2020-2021			July-May 2021-2022			Unit Price	Change in Qty	% Change in Qty	Change in Value	% Change in Value
			QTY	VALUE		QTY	VALUE						
				IN US\$ (000')	Unit Price		IN US\$ (000')	Unit Price					
1	Raw Cotton & Cotton Carded OR Combed	M.T.	499	593		2,752	6,577						
2	Cotton Yarn	M.T.	351,079	896,034	2.55	312,207	1,112,713	3.56	-38872	-11.07	216679	24.18	
3	Cotton Cloth	TH.SQ M.	942,237	1,716,216	1.82	413,802	2,236,855	5.41	-528435	-56.08	520639	30.34	
4	Cotton Carded OR Combed	M.T.	50	65	1.30	1,000	1,632	1.63	950	1900.00	1567	2410.77	
5	Yarn Other Than Cotton	M.T.	12624	28,915	2.29	19,537	60,624	3.10	6913	54.76	31709	109.66	
6	Knitwear	TH.DOZ.	151,517	3,414,300	22.53	149,430	4,646,029	31.09	-2087	-1.38	1231729	36.08	
7	Bed Wear	M.T.	411,577	2,472,782	6.01	476,363	3,008,838	6.32	64786	15.74	536056	21.68	
8	Towels	M.T.	191,019	838,507	4.39	204,621	1,020,111	4.99	13602	7.12	181604	21.66	
9	Tent, Canvas & Tarpulin	M.T.	37,036	101,649	2.74	32,575	99,462	3.05	-4461	-12.05	-2187	-2.15	
10	Readymade Garment	TH.DOZ.	34,270	2,706,867	78.99	49,872	3,535,959	70.90	15602	45.53	829092	30.63	
11	Art-Silk & Synthetic Textile	TH.SQM.	136,404	326,150	2.39	95,520	421,860	4.42	-40884	-29.97	95710	29.35	
12	Made-ups (Other Textiles)	-		676,372			780,180						
13	Other Textile Products	-		569,846			692,797						
TOTAL			2,268,312	13,748,296		1,757,679	17,623,637						



Analysis of Currencies Month wise of May 2021 and May 2022

Month	Indicator	US\$	EUR	GBP	CAD	AUD	AED	SAR	CNY	JPY
May 2021	Maximum	154.85	189.14	219.51	128.09	119.86	42.17	41.33	24.26	1.42
	Minimum	152.45	183.75	211.85	124.43	117.88	41.51	40.67	23.60	1.39
May 2022	Maximum	202.50	216.62	255.17	158.61	143.71	55.13	54.05	30.27	1.59
	Minimum	186.50	195.89	229.60	144.32	130.36	50.60	49.61	27.88	1.43

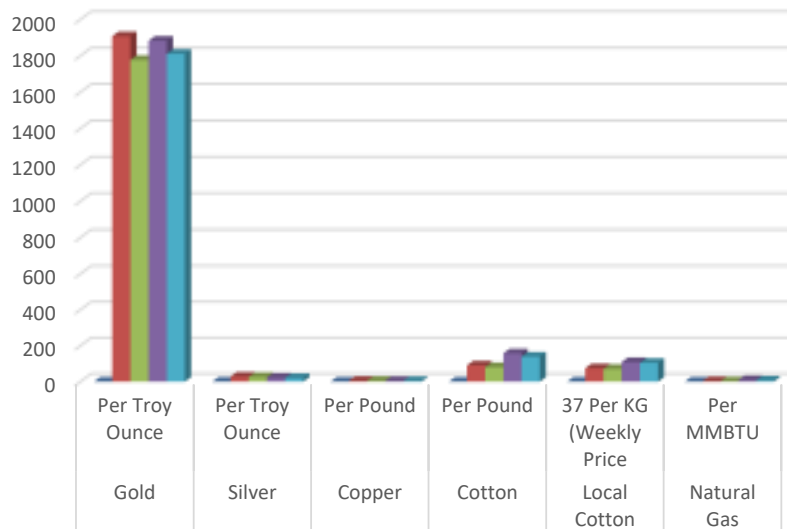




Analysis of Commodities Month wise of May 2021 and May 2022

		Gold	Silver	Copper	Cotton	Local Cotton	Natural Gas
		Per Troy Ounce	Per Troy Ounce	Per Pound	Per Pound	37 Per KG (Weekly Price)	Per MMBTU
Month	Indicator	US\$	US\$	US\$	US\$	US\$	US\$
May 2021	Maximum	1,907.99	28.23	4.78	90.58	74.72	3.03
	Minimum	1,777.92	26.43	4.50	81.53	71.46	2.00
May 2022	Maximum	1,883.25	22.96	4.35	158.02	108.89	8.97
	Minimum	1,811.15	20.77	4.11	139.42	104.78	7.03

Analysis of Commodities Month wise of May 2021 and May 2022

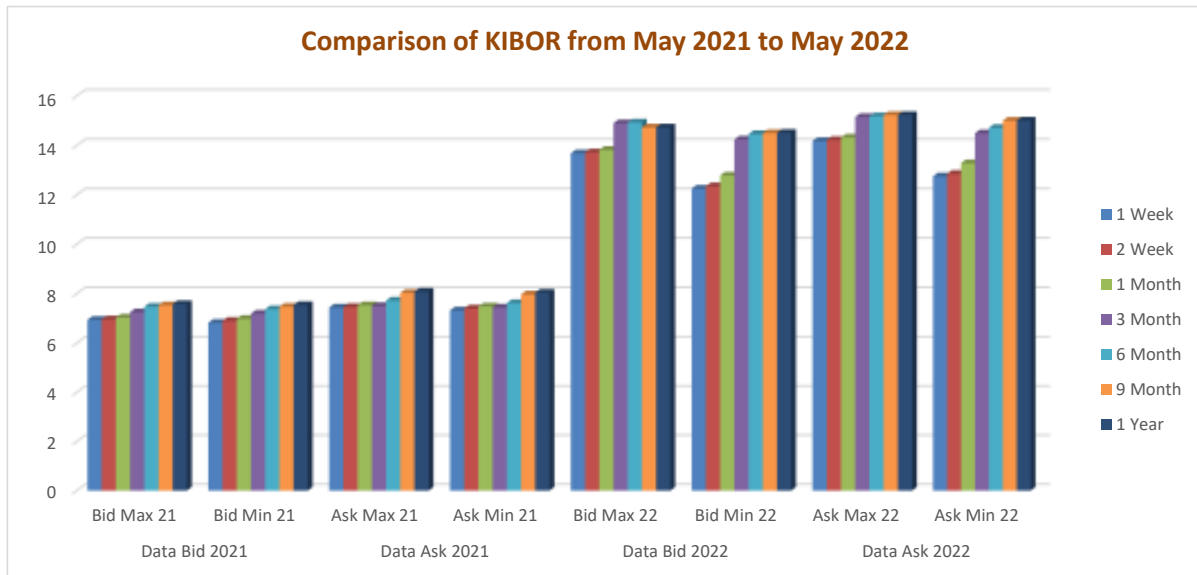


Month Indicator	Gold	Silver	Copper	Cotton	Local Cotton	Natural Gas
0	0	0	0	0	0	0
May 2021 Maximum	1,907.99	28.23	4.78	90.58	74.72	3.03
May 2021 Minimum	1,777.92	26.43	4.50	81.53	71.46	2.00
May 2022 Maximum	1,883.25	22.96	4.35	158.02	108.89	8.97
May 2022 Minimum	1,811.15	20.77	4.11	139.42	104.78	7.03



Comparison of KIBOR from May 2021 to May 2022

	Data Bid 2021		Data Ask 2021		Data Bid 2022		Data Ask 2022	
	Bid Max 21	Bid Min 21	Ask Max 21	Ask Min 21	Bid Max 22	Bid Min 22	Ask Max 22	Ask Min 22
1 Week	6.94	6.82	7.44	7.32	13.68	12.25	14.18	12.75
2 Week	6.96	6.9	7.46	7.4	13.72	12.35	14.22	12.85
1 Month	7.03	6.98	7.53	7.48	13.82	12.78	14.32	13.28
3 Month	7.25	7.19	7.5	7.44	14.9	14.24	15.15	14.49
6 Month	7.47	7.37	7.72	7.62	14.93	14.46	15.18	14.71
9 Month	7.53	7.47	8.03	7.97	14.73	14.5	15.23	15
1 Year	7.58	7.54	8.08	8.04	14.73	14.51	15.23	15.01





BUSINESS RECORDER

Founded by M.A. Zuberi

June 7, 2022



‘Surge in primary input costs to turn textile sector uncompetitive globally’

KARACHI: Towel Manufacturers’ Association of Pakistan on Monday showed concerns about the fresh price hike in petroleum products and feared the surge in primary input costs will turn the country’s textile sector uncompetitive in the world market.

TMA Chairman, Kashif Mehtab Chawla said that the hike in basic manufacturing inputs will have negative effects on Pakistan’s export sector.

“We are worried about the recent hike in petroleum products by 40 percent, gas price by 45 percent, 30 percent in the cost of water and electricity cost by Rs 8 per unit plus time to time imposed fuel adjustment charges”, he said.

The most “significant” inputs have become costlier for the export-oriented sector, which makes the textile sector uncompetitive to its competing countries globally.

It also makes harder for the country’s textile sector to keep up its products prices to the levels what the challenging nations offer to the world buyers, he added.

The frequent rise in the price of these basic inputs ultimately increases the cost of production, making it very difficult for the export industry to offer a good price to their global buyers, he maintained.



He feared that the high inflation stress will pull down the country's exports, unless an immediate remedy for the ailing economy is sought.

The substandard power grid station along with a low pressure of gas and RLNG to the textile sector will scale back production and delay completion of orders, he said.

He feared that any financial losses to the export sector as a result of a rise in production cost will also deplete chances for earning of foreign exchange and taxes.

At present, chairman TMA said that the five zero-rated export sectors are enjoying a comfort of a concessionary power tariff, which should continue in future as well for the economic growth.

<https://epaper.brecorder.com/2022/06/07/5-page/932324-news.html>



TMA organized meeting with newly appointed Officers of Trade & Investment

In pursuance of various issues related to Trade and Investment & Export Oriented Sector, TMA organized a meeting with the newly appointed Officers of Trade & Investment on Wednesday, June 1, 2022, 12:00pm at TMA Head Office Karachi. Members of the Central Executive Committee, South Circle Committee and other respected members of TMA participated in the meeting.

During the meeting Mr. Kashif Mehtab Chawla Chairman TMA, Mr. Feroze Alam Lari Immediate Past Chairman TMA including other members exchanged views with the respected delegation of Trade and Investment and discussed several matters of mutual business interests.





SMA Rizvi Textile Institute

A Joint Project of Ministry of Commerce, Govt. of Pakistan
and Towel Manufacturers' Association of Pakistan



ADMISSIONS OPEN

4 Years

BS (Bachelor in Science)

Textiles (wet-Processing)

Affiliated with University of Karachi

Eligibility: F.Sc (Pre-Engineering) / DAE with 50% marks

Evening Program

Timings : 06:00 pm to 09:00 pm
(Weekdays) &
10:00 am to 4:30 pm
(Sundays)



3 Years

DAE (Diploma of Associate Engineer)

Textile Weaving, Textile Dye. & Printing, Chemical
Mechanical, Civil, Electrical & Electronics

Affiliated with Sindh Board of Technical Education (SBTE)

Eligibility: Metric Science / Technical

Morning Program

Timings : 08:30 am to 01:30 pm
(Weekdays)




4/6 Months

Short Courses

Advance Merchandizing, Fashion Designing,
Generator Technician, Industrial Electrician,
Textile Testing/Quality Control,
Textile Wet-Processing
Weaving Loom Operator

Special Concession For Girls

Scholarships available on Merit/need basis



Plot # 231, Sector # 23, Road 10,000, Korangi Industrial Area, Karachi.
Ph: 021-35053277, 35076897, 0321-3222270 www.smarti.edu.pk , E-mail: sro_smarti@gmail.com