



The Bulletin

Volume XXI ----- March 2022

TMA warmly Greets Eid-ul-Fitr Mubarak to all respected Viewers / Members of the Association



Eid Mubarak

As we celebrate Eid Ul Fitr, we wish you growth and prosperity, many new ventures and high spirits...



www.towelassociation.com



For Information & Feedback

TMA House

77-A, SMCHS, Karachi – 74400 (Pakistan)

Phone : (92 21) 34382801-4, Fax : (92 21) 34551628

Email : tma@towelassociation.com

Website : www.towelassociation.com



Table of Contents

Comparison of Export for the Month of March 2021 & March 2022 Source Pakistan Bureau of Statistics	Page 1
Comparison of Export Year wise of July-March 2020-21 & July-March 2021-22 Source Pakistan Bureau of Statistics	Page 2
Analysis of Currencies for the Month of March 2021 and March 2022 Source Tresmark	Page 3
Analysis of Commodities for the Month of March 2021 and March 2022 Source Tresmark	Page 4
Comparison of KIBOR for the Month of March 2021 and March 2022 Source Tresmark	Page 5



Comparison of Export for the Month of March 2021 & March 2022

S.#	COMMODITIES	UNIT	March 2021			March 2022			Unit Price	Change in Qty	% Change in Qty	Change in Value	% Change in Value
			QTY	VALUE		QTY	VALUE						
				IN US\$ (000')	Unit Price		IN US\$ (000')	Unit Price					
1	Raw Cotton & Cotton Carded OR Combed	M.T.											
2	Cotton Yarn	M.T.	39,063	114,523	2.93	22,804	92,385	4.05	-16259	-41.62	-22138	-19.33	
3	Cotton Cloth	TH.SQM.	37,705	183,882	4.88	32,898	210,070	6.39	-4807	-12.75	26188	14.24	
4	Cotton Carded OR Combed	M.T.	49	64	1.31	20	21	1.05	-29	-59.18	-43	-67.19	
5	Yarn Other Than Cotton	M.T.	1,609	3,230	2.01	1,646	6,343	3.85	37	2.30	3113	96.38	
6	Knitwear	TH.DOZ.	15,235	313,876	20.60	12,689	425,068	33.50	-2546	-16.71	111192	35.43	
7	Bed Wear	M.T.	38,344	235,378	6.14	37,194	260,937	7.02	-1150	-3.00	25559	10.86	
8	Towels	M.T.	18,131	81,427	4.49	18,692	102,901	5.51	561	3.09	21474	26.37	
9	Tent, Canvas & Tarpulin	M.T.	2,326	6,928	2.98	3,500	10,137	2.90	1174	50.47	3209	46.32	
10	Readymade Garment	TH.DOZ.	3,125	256,925	82.22	5,869	344,827	58.75	2744	87.81	87902	34.21	
11	Art-Silk & Synthetic Textile	TH.SQM.	9,059	39,358	4.34	8,500	37,512	4.41	-559	-6.17	-1846	-4.69	
12	Made-ups (Other Textiles)	-		59,508			70,531						
13	Other Textile Products	-		60,469			64,521						
TOTAL			164,646	1,355,568		143,812	1,625,253						



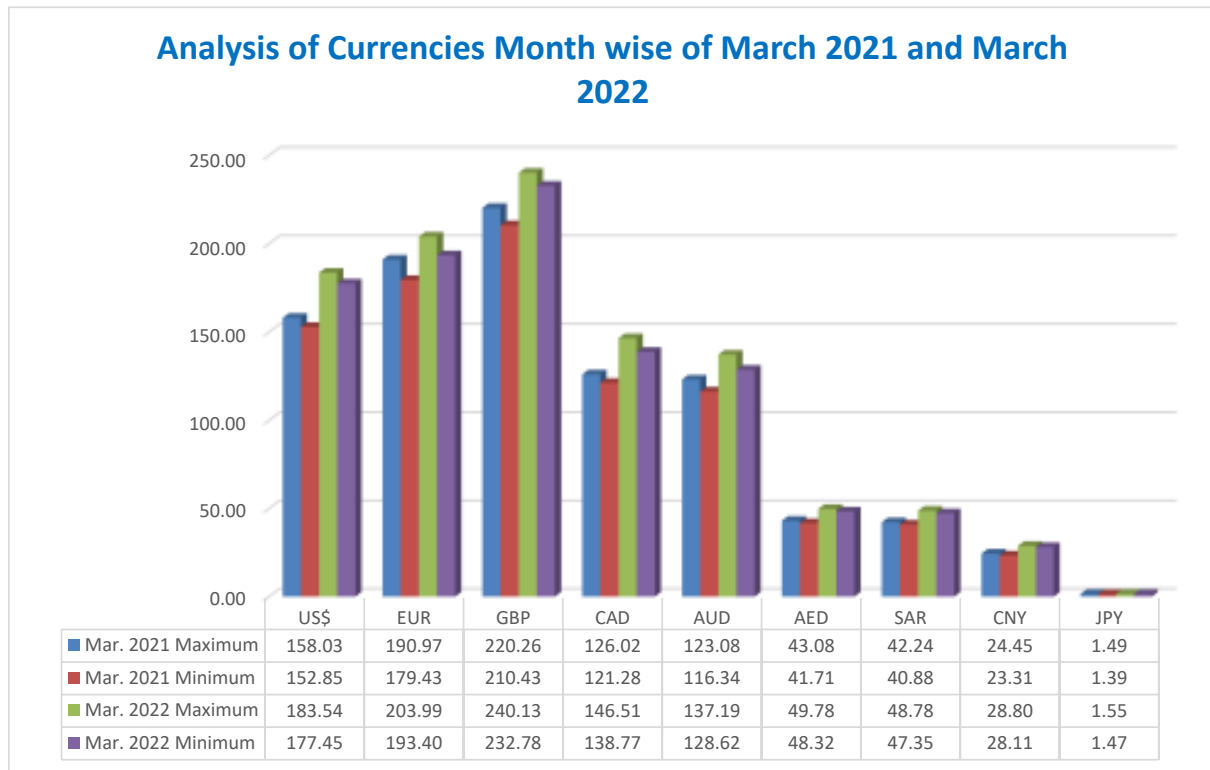
Comparison of Export Year wise of July-March 2020-21 & July-March 2021-22

S.#	COMMODITIES	UNIT	July-March 2020-2021			July-March 2021-2022			Unit Price	Change in Qty	% Change in Qty	Change in Value	% Change in Value
			QTY	VALUE		QTY	VALUE						
				IN US\$ (000')	Unit Price		IN US\$ (000')	Unit Price					
1	Raw Cotton & Cotton Carded OR Combed	M.T.	499	593		2,752	6,577						
2	Cotton Yarn	M.T.	293,161	721,216	2.46	260,284	908,487	3.49	-32877	-11.21	187271	25.97	
3	Cotton Cloth	TH.SQ M.	314,562	1,419,181	4.51	342,700	1,795,457	5.24	28138	8.95	376276	26.51	
4	Cotton Carded OR Combed	M.T.	49	64	1.31	1,211	1,632	1.35	1162	2371.43	1568	2450.00	
5	Yarn Other Than Cotton	M.T.	10502	23,560	2.24	15,841	48,188	3.04	5339	50.84	24628	104.53	
6	Knitwear	TH.DOZ.	127,104	2,780,896	21.88	120,946	3,729,683	30.84	-6158	-4.84	948787	34.12	
7	Bed Wear	M.T.	343,436	2,052,259	5.98	394,996	2,448,859	6.20	51560	15.01	396600	19.33	
8	Towels	M.T.	158,914	692,110	4.36	167,009	819,589	4.91	8095	5.09	127479	18.42	
9	Tent, Canvas & Tarpulin	M.T.	32,908	89,160	2.71	29,281	82,144	2.81	-3627	-11.02	-7016	-7.87	
10	Readymade Garment	TH.DOZ.	27,845	2,268,389	81.46	37,293	2,863,570	76.79	9448	33.93	595181	26.24	
11	Art-Silk & Synthetic Textile	TH.SQM.	123,171	269,201	2.19	81,760	343,591	4.20	-41411	-33.62	74390	27.63	
12	Made-ups (Other Textiles)	-		565,680			627,006						
13	Other Textile Products	-		473,156			567,841						
TOTAL			1,432,151	11,355,465		1,454,073	14,242,624						



Analysis of Currencies Month wise of March 2021 and March 2022

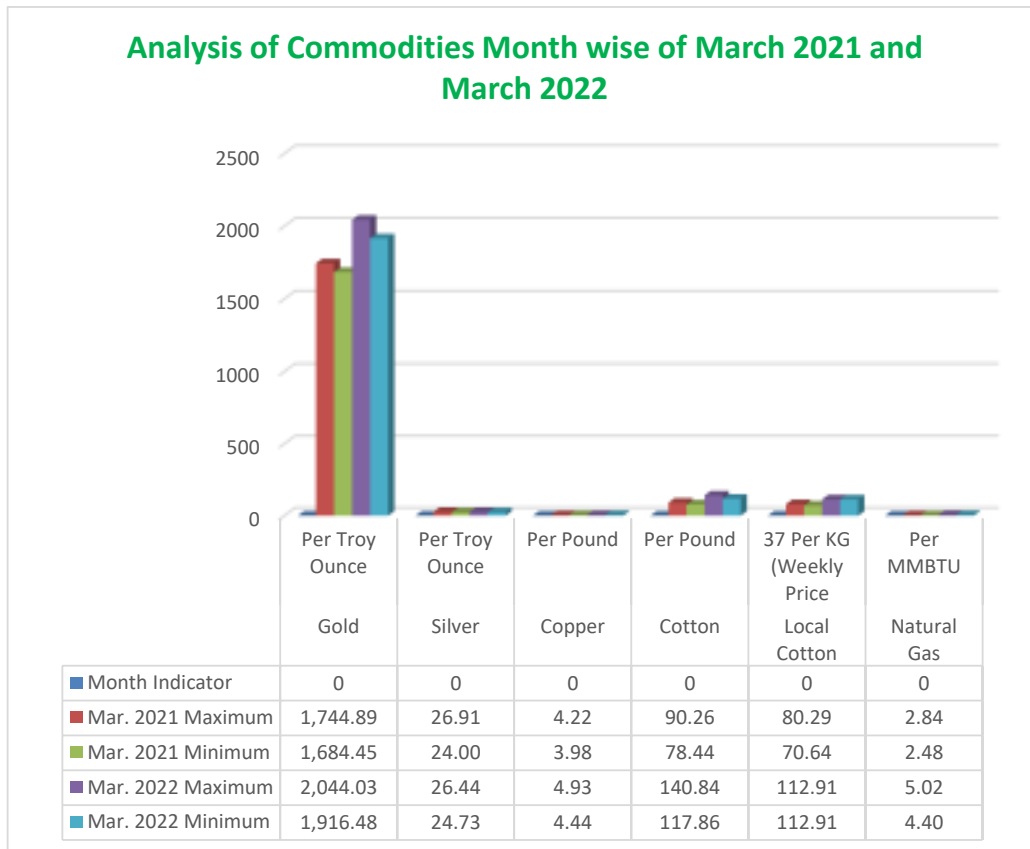
Month	Indicator	US\$	EUR	GBP	CAD	AUD	AED	SAR	CNY	JPY
Mar. 2021	Maximum	158.03	190.97	220.26	126.02	123.08	43.08	42.24	24.45	1.49
	Minimum	152.85	179.43	210.43	121.28	116.34	41.71	40.88	23.31	1.39
Mar. 2022	Maximum	183.54	203.99	240.13	146.51	137.19	49.78	48.78	28.80	1.55
	Minimum	177.45	193.40	232.78	138.77	128.62	48.32	47.35	28.11	1.47





Analysis of Commodities Month wise of March 2021 and March 2022

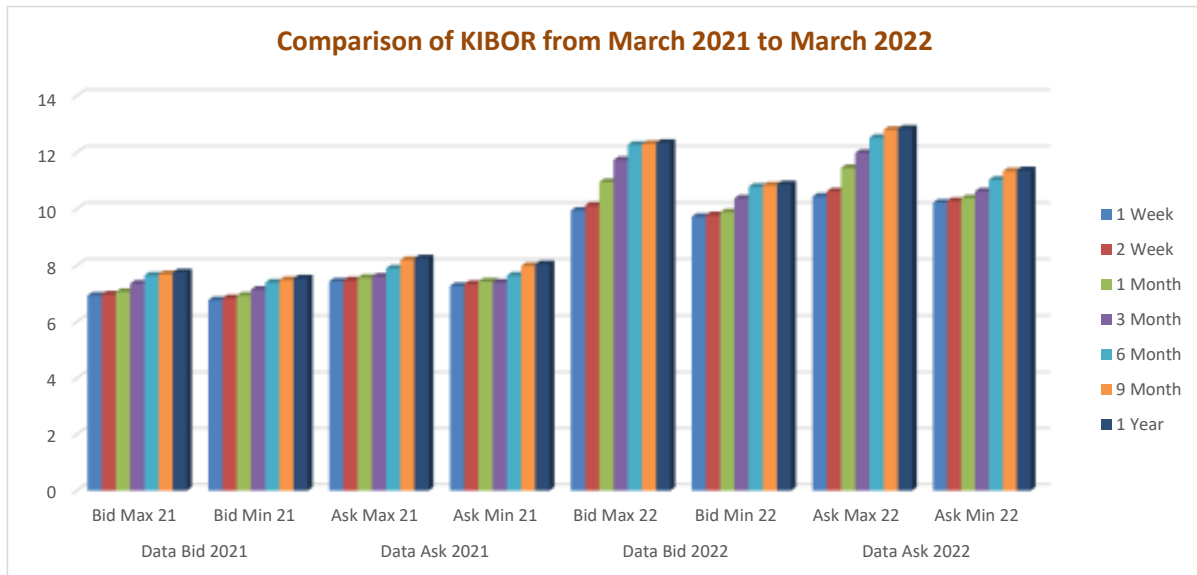
		Gold	Silver	Copper	Cotton	Local Cotton	Natural Gas
		Per Troy Ounce	Per Troy Ounce	Per Pound	Per Pound	37 Per KG (Weekly Price)	Per MMBTU
Month	Indicator	US\$	US\$	US\$	US\$	US\$	US\$
Mar. 2021	Maximum	1,744.89	26.91	4.22	90.26	80.29	2.84
	Minimum	1,684.45	24.00	3.98	78.44	70.64	2.48
Mar. 2022	Maximum	2,044.03	26.44	4.93	140.84	112.91	5.02
	Minimum	1,916.48	24.73	4.44	117.86	112.91	4.40





Comparison of KIBOR from March 2021 to March 2022

	Data Bid 2021		Data Ask 2021		Data Bid 2022		Data Ask 2022	
	Bid Max 21	Bid Min 21	Ask Max 21	Ask Min 21	Bid Max 22	Bid Min 22	Ask Max 22	Ask Min 22
1 Week	6.93	6.77	7.43	7.27	9.94	9.72	10.44	10.22
2 Week	6.97	6.84	7.47	7.34	10.12	9.78	10.62	10.28
1 Month	7.06	6.93	7.56	7.43	10.95	9.88	11.45	10.38
3 Month	7.35	7.14	7.6	7.39	11.73	10.37	11.98	10.62
6 Month	7.64	7.39	7.89	7.64	12.27	10.78	12.52	11.03
9 Month	7.69	7.48	8.19	7.98	12.3	10.83	12.8	11.33
1 Year	7.75	7.54	8.25	8.04	12.34	10.87	12.84	11.37





SMA Rizvi Textile Institute

A Joint Project of Ministry of Commerce, Govt. of Pakistan
and Towel Manufacturers' Association of Pakistan



ADMISSIONS OPEN

4 Years

BS (Bachelor in Science)

Textiles (wet-Processing)

Affiliated with University of Karachi

Eligibility: F.Sc (Pre-Engineering) / DAE with 50% marks

Evening Program

Timings : 06:00 pm to 09:00 pm
(Weekdays) &
10:00 am to 4:30 pm
(Sundays)



3 Years

DAE (Diploma of Associate Engineer)

Textile Weaving, Textile Dye. & Printing, Chemical
Mechanical, Civil, Electrical & Electronics

Affiliated with Sindh Board of Technical Education (SBTE)

Eligibility: Metric Science / Technical

Morning Program

Timings : 08:30 am to 01:30 pm
(Weekdays)




4/6 Months

Short Courses

Advance Merchandizing, Fashion Designing,
Generator Technician, Industrial Electrician,
Textile Testing/Quality Control,
Textile Wet-Processing
Weaving Loom Operator

Special Concession For Girls

Scholarships available on Merit/need basis



Plot # 231, Sector # 23, Road 10,000, Korangi Industrial Area, Karachi.
Ph: 021-35053277, 35076897, 0321-3222270 www.smarti.edu.pk , E-mail: sro_smarti@gmail.com