



The Bulletin

Volume 52 ----- October 2024



For Information & Feedback

TMA House

77-A, SMCHS, Karachi – 74400 (Pakistan)

Phone : (92 21) 34382801-4, Fax : (92 21) 34551628

Email : tma@towelassociation.com

Website : www.towelassociation.com



Table of Contents

| S. No. | Detail of Content | Page No. |
|--------|--|------------|
| 1 | Comparison of Export for the Month of October 2023 & October 2024 (All Textiles) : Source Pakistan Bureau of Statistics | Page 1 |
| 2 | Comparison of Export Year wise of July-October 2023-24 & July-October 2024-25 (All Textiles) Source Pakistan Bureau of Statistics | Page 2 |
| 3 | Country wise Comparison of Export of July- October 2023-24 & July-October 2024-25 (Terry Towel Mills Made 6302-6010) TDAP | Page 3-6 |
| 4 | Country wise Comparison of Export of July- October 2023-24 & July-October 2024-25 (Terry Towel Hand Looms Made 6302-6020) TDAP | Page 7-8 |
| 5 | Country wise Comparison of Export of July- October 2023-24 & July-October 2024-25 (Other madeups Barmops etc. 6302-6090) TDAP | Page 9-10 |
| 6 | Analysis of Currencies for the Month of October 2023 and October 2024: Source Tresmark | Page 11 |
| 7 | Analysis of Commodities for the Month of October 2023 and October 2024: Source Tresmark | Page 12 |
| 8 | Comparison of KIBOR for the Month of October 2023 and October 2024: Source Tresmark | Page 13 |
| 9 | TMA arranged awareness session on Pakistan Single Window (PSW) | Page 14-15 |
| 10 | Informative Session on New Apprenticeship Act 2023 | Page 16-17 |



Comparison of Export for the Month of October 2023 & October 2024

| S.# | COMMODITIES | UNIT | October 2023 | | | October 2024 | | | Unit Price | Change in Qty | % Change in Qty | Change in Value | % Change in Value |
|--------------|--------------------------------------|---------|----------------|------------------|------------|----------------|------------------|------------|------------|---------------|-----------------|-----------------|-------------------|
| | | | QTY | VALUE | | QTY | VALUE | | | | | | |
| | | | | IN US\$ (000') | Unit Price | | IN US\$ (000') | Unit Price | | | | | |
| 1 | Raw Cotton & Cotton Carded OR Combed | M.T. | 9058 | 16725 | 1.85 | | | | | | | | |
| 2 | Cotton Yarn | M.T. | 33,140 | 92,160 | 2.78 | 22,011 | 59,180 | 2.69 | -11129 | -33.58 | -32980 | -35.79 | |
| 3 | Cotton Cloth | TH.SQM. | 33,033 | 170,348 | 5.16 | 28,775 | 155,764 | 5.41 | -4258 | -12.89 | -14584 | -8.56 | |
| 4 | Cotton Carded OR Combed | M.T. | 20 | 64 | 3.20 | | | | | | | | |
| 5 | Yarn Other Than Cotton | M.T. | 1,306 | 3,677 | 2.82 | 1,247 | 2,888 | 2.32 | -59 | -4.52 | -789 | -21.46 | |
| 6 | Knitwear | TH.DOZ. | 20,050 | 371,044 | 18.51 | 23,634 | 491,083 | 20.78 | 3584 | 17.88 | 120039 | 32.35 | |
| 7 | Bed Wear | M.T. | 40,360 | 243,611 | 6.04 | 45,588 | 274,718 | 6.03 | 5228 | 12.95 | 31107 | 12.77 | |
| 8 | Towels | M.T. | 19,853 | 93,853 | 4.73 | 20,431 | 95,145 | 4.66 | 578 | 2.91 | 1292 | 1.38 | |
| 9 | Tent, Canvas & Tarpulin | M.T. | 3,790 | 10,451 | 2.76 | 4,413 | 11,616 | 2.63 | 623 | 16.44 | 1165 | 11.15 | |
| 10 | Readymade Garment | TH.DOZ. | 7,502 | 274,363 | 36.57 | 8,122 | 362,109 | 44.58 | 620 | 8.26 | 87746 | 31.98 | |
| 11 | Art-Silk & Synthetic Textile | TH.SQM. | 7,346 | 33,916 | 4.62 | 7,055 | 35,132 | 4.98 | -291 | -3.96 | 1216 | 3.59 | |
| 12 | Made-ups (Other Textiles) | - | | 64,133 | | | 72,741 | | | | | | |
| 13 | Other Textile Products | - | | 62,944 | | | 65,406 | | | | | | |
| TOTAL | | | 175,458 | 1,437,289 | | 161,276 | 1,625,782 | | | | | | |



Comparison of Export Year wise of July-October 2023-24 & July-October 2024-25

| S.# | COMMODITIES | UNIT | July-October 2023-2024 | | | July-October 2024-2025 | | | Unit Price | Change in Qty | % Change in Qty | Change in Value | % Change in Value |
|--------------|--------------------------------------|----------|------------------------|------------------|------------|------------------------|------------------|------------|------------|---------------|-----------------|-----------------|-------------------|
| | | | QTY | VALUE | | QTY | VALUE | | | | | | |
| | | | | IN US\$ (000') | Unit Price | | IN US\$ (000') | Unit Price | | | | | |
| 1 | Raw Cotton & Cotton Carded OR Combed | M.T. | 13,145 | 23,346 | 1.78 | | | | | | | | |
| 2 | Cotton Yarn | M.T. | 147,990 | 407,564 | 2.75 | 81,408 | 221,759 | 2.72 | -66582 | -44.99 | -185805 | -45.59 | |
| 3 | Cotton Cloth | TH.SQ M. | 125,979 | 645,535 | 5.12 | 125,046 | 679,427 | 5.43 | -933 | -0.74 | 33892 | 5.25 | |
| 4 | Cotton Carded OR Combed | M.T. | 304 | 518 | 1.70 | | | | | | | | |
| 5 | Yarn Other Than Cotton | M.T. | 4,773 | 13,773 | 2.89 | 4,304 | 11,454 | 2.66 | -469 | -9.83 | -2319 | -16.84 | |
| 6 | Knitwear | TH.DOZ. | 77,948 | 1,482,862 | 19.02 | 85,763 | 1,759,991 | 20.52 | 7815 | 10.03 | 277129 | 18.69 | |
| 7 | Bed Wear | M.T. | 156,590 | 945,181 | 6.04 | 177,888 | 1,069,690 | 6.01 | 21298 | 13.60 | 124509 | 13.17 | |
| 8 | Towels | M.T. | 71,813 | 337,987 | 4.71 | 75,377 | 356,461 | 4.73 | 3564 | 4.96 | 18474 | 5.47 | |
| 9 | Tent, Canvas & Tarpulin | M.T. | 11,717 | 37,763 | 3.22 | 14,736 | 40,412 | 2.74 | 3019 | 25.77 | 2649 | 7.01 | |
| 10 | Readymade Garment | TH.DOZ. | 23,546 | 1,083,679 | 46.02 | 28,242 | 1,358,890 | 48.12 | 4696 | 19.94 | 275211 | 25.40 | |
| 11 | Art-Silk & Synthetic Textile | TH.SQM | 26,646 | 117,241 | 4.40 | 28,037 | 131,614 | 4.69 | 1391 | 5.22 | 14373 | 12.26 | |
| 12 | Made-ups (Other Textiles) | - | - | 234,555 | | | 263,777 | | | | | | |
| 13 | Other Textile Products | - | - | 235,054 | | | 252,630 | | | | | | |
| TOTAL | | | 660,451 | 5,565,058 | | 620,801 | 6,146,105 | | | | | | |

**EXPORT TERRY TOWELS MILLS MADE HS CODE-63026010
JUL-OCT-23 VS JUL-OCT-24**

| Country (US\$ M) | Jul-23 | Aug-23 | Sep-23 | Oct-23 | TOTAL 23 | Jul-24 | Aug-24 | Sep-24 | Oct-24 | TOTAL 24 | +/- |
|-------------------------|-----------------|----------------|-----------------|-----------------|------------------|---------------|-----------------|-----------------|-----------------|------------------|-------------|
| TOTAL | 66.38543 | 78.5559 | 76.25571 | 84.59367 | 305.79071 | 64.158 | 92.31565 | 83.81046 | 88.24696 | 328.53111 | 7.44 |
| United States | 21.49044 | 31.59919 | 29.65602 | 30.83902 | 113.58467 | 24.03 | 35.62 | 26.62 | 34.79 | 121.06 | 6.58 |
| United Kingdom | 8.398223 | 7.401479 | 8.478603 | 8.585788 | 32.864094 | 4.86 | 8.76 | 9.41 | 9.39 | 32.41 | (1.38) |
| Netherlands | 4.813455 | 5.473592 | 4.628814 | 8.733869 | 23.64973 | 4.85 | 7.82 | 7.33 | 8.59 | 28.59 | 20.90 |
| Italy | 4.124913 | 4.17543 | 4.685801 | 5.923306 | 18.90945 | 3.23 | 4.48 | 4.89 | 4.13 | 16.73 | (11.52) |
| Spain | 3.91653 | 4.089641 | 3.666754 | 3.184669 | 14.857594 | 4.04 | 4.39 | 4.36 | 4.70 | 17.49 | 17.72 |
| Germany | 2.774883 | 3.923103 | 2.784066 | 4.551412 | 14.033463 | 4.14 | 2.90 | 4.54 | 3.14 | 14.72 | 4.88 |
| France | 2.84259 | 2.045711 | 2.398397 | 2.152419 | 9.4391163 | 1.64 | 2.43 | 3.32 | 1.84 | 9.23 | (2.24) |
| Poland | 1.508484 | 2.172316 | 2.090033 | 2.213366 | 7.9841986 | 1.81 | 2.82 | 2.47 | 2.06 | 9.15 | 14.66 |
| Greece | 1.548063 | 1.218932 | 1.691317 | 1.589994 | 6.0483062 | 1.43 | 1.64 | 1.60 | 0.82 | 5.48 | (9.37) |
| United Arab Emirates | 1.12791 | 1.59462 | 1.025482 | 1.496395 | 5.244407 | 1.51 | 1.92 | 1.79 | 1.64 | 6.86 | 30.80 |
| Belgium | 1.069247 | 1.221495 | 1.428253 | 1.586658 | 5.3056516 | 0.85 | 1.77 | 1.45 | 1.31 | 5.38 | 1.46 |
| South Africa | 1.190057 | 1.060707 | 1.534521 | 1.59216 | 5.3774456 | 1.05 | 1.21 | 1.67 | 1.17 | 5.11 | (4.90) |
| Ireland | 0.831451 | 0.947454 | 0.591334 | 0.823224 | 3.1934638 | 0.69 | 1.40 | 0.87 | 0.70 | 3.66 | 14.58 |
| Saudi Arabia | 0.827908 | 0.344081 | 0.685662 | 0.743034 | 2.6006847 | 0.26 | 0.86 | 1.19 | 0.82 | 3.14 | 20.59 |
| Canada | 1.058861 | 1.230359 | 0.593843 | 0.868845 | 3.7519084 | 0.63 | 1.56 | 1.02 | 1.54 | 4.76 | 26.76 |
| Denmark | 0.657138 | 0.919945 | 0.443757 | 0.721519 | 2.7423589 | 0.87 | 0.68 | 0.89 | 0.58 | 3.03 | 10.40 |
| Slovenia | 0.446746 | 0.293559 | 0.544714 | 0.51434 | 1.7993603 | 0.48 | 0.60 | 0.70 | 0.33 | 2.11 | 17.09 |
| Australia | 0.340559 | 0.488959 | 0.702499 | 1.070697 | 2.6027139 | 0.43 | 0.62 | 0.73 | 0.91 | 2.69 | 3.32 |
| Malaysia | 0.222566 | 0.330999 | 0.572373 | 0.634415 | 1.7603539 | 0.30 | 0.40 | 0.53 | 0.67 | 1.90 | 7.82 |
| Sweden | 0.170405 | 0.867918 | 0.505789 | 0.606021 | 2.1501327 | 0.48 | 0.47 | 0.44 | 0.30 | 1.70 | (21.13) |
| Romania | 0.611505 | 0.822348 | 0.656258 | 0.836547 | 2.9266591 | 1.06 | 0.73 | 1.15 | 1.22 | 4.15 | 41.77 |
| Portugal | 0.433793 | 0.205354 | 0.164383 | 0.116555 | 0.9200851 | 0.11 | 0.40 | 0.24 | 0.27 | 1.02 | 10.37 |
| New Zealand | 0.097253 | 0.376344 | 0.443043 | 0.147375 | 1.0640148 | 0.39 | 0.30 | 0.39 | 0.32 | 1.41 | 32.15 |
| Ghana | 0.392424 | 0.497998 | 0.565563 | 0.318592 | 1.7745762 | 0.01 | 1.47 | 0.45 | 0.77 | 2.69 | 51.76 |
| Panama | 0.182151 | 0.354044 | 0.373358 | 0.233411 | 1.1429637 | 0.11 | 0.15 | 0.15 | 0.49 | 0.90 | (21.22) |
| Bulgaria | 0.11643 | 0.356887 | 0.415823 | 0.184579 | 1.0737184 | 0.15 | 0.39 | 0.31 | 0.18 | 1.03 | (4.23) |
| Senegal | 0.216712 | 0.132617 | 0.240119 | 0.11754 | 0.7069884 | 0.09 | 0.59 | 0.17 | 0.41 | 1.26 | 78.73 |
| Norway | 0.258415 | 0.281499 | 0.043334 | 0.178226 | 0.761474 | 0.28 | 0.36 | 0.39 | 0.30 | 1.33 | 75.31 |
| Kenya | 0.209405 | 0.254542 | 0.169524 | 0.325609 | 0.9590808 | 0.27 | 0.32 | 0.26 | 0.26 | 1.12 | 16.50 |
| Brazil | 0.482948 | 0.344195 | 0.161858 | 0.108759 | 1.09776 | 0.49 | 1.17 | 0.47 | 0.54 | 2.68 | 143.80 |
| Chile | 0.041292 | 0.227394 | | 0.128821 | 0.3975068 | 0.40 | 0.28 | 0.30 | 0.10 | 1.08 | 172.85 |

| | | | | | | | | | | | |
|------------------------------|----------|----------|----------|----------|------------------|--------|----------|----------|----------|-------------|----------|
| Croatia | 0.219889 | 0.049152 | 0.241221 | 0.184456 | 0.6947177 | 0.23 | 0.19 | 0.27 | 0.29 | 0.98 | 40.46 |
| Tanzania, United Republic Of | 0.165289 | 0.381922 | 0.154879 | 0.115319 | 0.8174085 | 0.03 | 0.20 | 0.40 | 0.33 | 0.97 | 18.49 |
| Hungary | 0.49695 | 0.294223 | 0.64871 | 0.453564 | 1.8934474 | 0.35 | 0.32 | 0.28 | 0.47 | 1.42 | (25.02) |
| Cyprus | 0.19039 | 0.223492 | 0.35446 | 0.112595 | 0.8809361 | 0.13 | 0.12 | 0.03 | 0.19 | 0.47 | (46.29) |
| Japan | 0.226356 | 0.276384 | 0.171216 | 0.300085 | 0.9740406 | 0.09 | 0.03 | 0.11 | 0.05 | 0.27 | (71.79) |
| Ivory Coast / Cote D'Ivoire | 0.08928 | | 0.009563 | | 0.0988428 | | | 0.065679 | | 0.07 | (33.55) |
| Kuwait | 0.227513 | 0.150726 | 0.110976 | 0.027694 | 0.5169087 | 0.02 | 0.06 | 0.11 | 0.09 | 0.29 | (43.51) |
| Qatar | 0.031633 | 0.01964 | 0.006317 | 0.004249 | 0.0618393 | 0.05 | 0.014157 | 0.032081 | 0.049479 | 0.15 | 135.58 |
| Lithuania | 0.036246 | 0.090674 | 0.065179 | 0.015277 | 0.2073755 | 0.16 | 0.10 | 0.10 | 0.07 | 0.42 | 104.93 |
| Malta | 0.204171 | 0.159664 | 0.07328 | 0.094018 | 0.5311327 | 0.18 | 0.09 | 0.01 | 0.07 | 0.36 | (32.67) |
| Jordan | 0.053784 | 0.042665 | 0.053783 | 0.029318 | 0.1795505 | | 0.00615 | 0.08563 | 0.055627 | 0.15 | (17.90) |
| Czech Republic | 0.044587 | 0.036149 | 0.144726 | 0.127086 | 0.3525479 | 0.02 | 0.15 | 0.15 | 0.08 | 0.40 | 12.72 |
| Nigeria | 0.128315 | 0.079164 | 0.199623 | 0.136003 | 0.5431047 | 0.13 | 0.17 | 0.09 | 0.18 | 0.58 | 5.92 |
| Philippines | 0.189244 | 0.256483 | 0.410471 | 0.22014 | 1.076338 | 0.15 | 0.30 | 0.14 | 0.31 | 0.90 | (16.22) |
| Singapore | 0.130064 | 0.013299 | 0.059742 | 0.076198 | 0.2793026 | 0.0046 | 0.104755 | 0.098745 | 0.003558 | 0.21 | (24.21) |
| Mexico | 0.207304 | 0.029937 | 0.274731 | 0.205597 | 0.71757 | 0.72 | 0.40 | 0.38 | 0.34 | 1.85 | 157.20 |
| Mauritius | 0.024609 | 0.043166 | 0.095451 | 0.11785 | 0.2810761 | 0.0085 | 0.065599 | 0.123349 | 0.04656 | 0.24 | (13.21) |
| Reunion | 0.028128 | 0.057136 | 0.044484 | 0.064031 | 0.1937788 | 0.07 | 0.06 | 0.06 | 0.11 | 0.31 | 57.63 |
| Colombia | | 0.052997 | | 0.064615 | 0.1176113 | | 0.198144 | 0.053727 | | 0.25 | 114.15 |
| Mozambique | | 0.058042 | | 0.007549 | 0.0655905 | 0.064 | 0.049995 | | 0.004612 | 0.12 | 80.90 |
| Albania | 0.026666 | 0.037701 | | 0.018536 | 0.0829032 | | | 0.047714 | 0.052653 | 0.10 | 21.07 |
| Togo | 0.104202 | 0.048625 | 0.070489 | 0.038642 | 0.2619571 | | | | 0.02625 | 0.03 | (89.98) |
| Estonia | | 0.039009 | 0.00324 | 0.024916 | 0.0671646 | | 0.039403 | 0.039117 | 0.027243 | 0.11 | 57.47 |
| Oman | 0.097919 | 0.134151 | 0.136098 | 0.050429 | 0.4185972 | 0.03 | 0.13 | 0.04 | 0.07 | 0.27 | (35.96) |
| Latvia | | 0.064327 | | 0.108949 | 0.1732761 | 0.0312 | 0.020646 | | 0.062534 | 0.11 | (33.97) |
| Sri Lanka | 0.008162 | 0.034892 | 0.081104 | 0.095663 | 0.2198204 | 0.0926 | | 0.046219 | 0.085971 | 0.22 | 2.25 |
| Finland | 0.027386 | 0.011713 | 0.060296 | 0.000718 | 0.1001137 | | 0.126069 | 0.130579 | | 0.26 | 156.36 |
| Russian Federation | 0.103962 | 0.045796 | 0.083533 | | 0.2332913 | | | | | 0.00 | (100.00) |
| Ecuador | | 0.080795 | 0.051761 | | 0.1325563 | | 0.026628 | 0.040442 | | 0.07 | (49.40) |
| Peru | | | | 0.049419 | 0.0494186 | | | | | 0.00 | (100.00) |
| Lesotho | 0.18315 | | | 0.073929 | 0.257079 | | | | | 0.00 | (100.00) |
| Dominican Republic | 0.01676 | | | 0.058492 | 0.0752521 | | 0.134221 | 0.024494 | 0.050243 | 0.21 | 177.68 |
| Hong Kong | | | 0.045331 | 0.019858 | 0.0651889 | | | | | 0.00 | (100.00) |
| Gambia | 0.004375 | | 0.020028 | 0.037708 | 0.0621102 | 0.0048 | | 0.039272 | | 0.04 | (29.00) |
| Algeria | 0.040049 | 0.063197 | 0.040234 | 0.042487 | 0.1859669 | 0.04 | | 0.18 | 0.06 | 0.28 | 48.72 |

| | | | | | | | | | | | |
|--------------------------------|----------|----------|----------|------------------|------------------|----------|----------|-------------|-------------|-------------|---------|
| Guatemala | 0.039989 | 0.040212 | 0.038358 | 0.1185592 | | 0.044353 | 0.08557 | 0.13 | 9.58 | | |
| China | 0.01746 | | 0.001235 | 0.018695 | 0.0006 | 0.000203 | | 0.056367 | 0.06 | 205.76 | |
| Morocco | | | | 0 | 0.0013 | 0.054328 | | | 0.06 | #DIV/0! | |
| Slovak Republic | | | | 0 | | | | | 0.00 | #DIV/0! | |
| Turkey | | 0.04134 | 0.025859 | 0.0671996 | 0.10 | 0.22 | 0.06 | 0.04 | 0.42 | 529.74 | |
| Gabon | 0.037625 | | 0.013039 | 0.0506642 | 0.0856 | | | | 0.09 | 69.03 | |
| Papua New Guinea | | | 0.071788 | 0.0717876 | | | | 0.054522 | 0.05 | (24.05) | |
| Belize | | | | 0 | | | | 0.038577 | 0.04 | #DIV/0! | |
| Puerto Rico | 0.109202 | | 0.058061 | 0.1672628 | | 0.037105 | | | 0.04 | (77.82) | |
| Zimbabwe | | | | 0 | | | | | 0.00 | #DIV/0! | |
| Madagascar | 0.031428 | | 0.016907 | 0.0483357 | | 0.00012 | 0.014357 | | 0.01 | (70.05) | |
| Somalia | | 0.019701 | | 0.019701 | | | | | 0.00 | (100.00) | |
| Switzerland | | | 0.000117 | 0.002479 | 0.0025959 | 0.0002 | 0.00099 | 0.010266 | 0.03475 | 0.05 | 1679.28 |
| French Polynesia | | | | 0 | | | | | 0.00 | #DIV/0! | |
| Austria | | | 0.054483 | 0.007455 | 0.0619378 | 0.04 | 0.14 | 0.10 | 0.07 | 0.34 | 455.99 |
| Uruguay | | 0.012207 | | 0.0122075 | 0.0397 | 0.054739 | 0.023645 | 0.041409 | 0.16 | 1206.26 | |
| Argentina | 0.025412 | | | 0.0254122 | | | 0.005712 | 0.044273 | 0.05 | 96.70 | |
| Martinique | 0.036127 | | | 0.035937 | 0.0720632 | | | 0.044318 | 0.04 | (38.50) | |
| Trinidad And Tobago | 0.016421 | | 0.014462 | 0.0308833 | | | | | 0.00 | (100.00) | |
| Bahrain/Kingdom Of Bahrain | 0.021082 | 0.024671 | 0.000736 | 0.0464887 | 0.0096 | 0.013054 | 0.008988 | 0.012005 | 0.04 | (6.08) | |
| Seychelles | | | 0.016856 | 0.014907 | 0.0317627 | | | | 0.00 | (100.00) | |
| Botswana | | | | 0 | | | | | 0.00 | #DIV/0! | |
| Tunisia | | 0.023388 | | 0.0233881 | | | | | 0.00 | (100.00) | |
| Venezuela, Bolivarian Republic | | 0.027644 | | 0.0276444 | | | | | 0.00 | (100.00) | |
| Costa Rica | 0.033898 | | 0.034313 | 0.0682104 | 0.16 | | 0.02 | 0.17 | 0.36 | 425.82 | |
| Iraq | | | | 0 | | | | | 0.00 | #DIV/0! | |
| Angola | | 0.013563 | | 0.0135631 | | | | | 0.00 | (100.00) | |
| Guadeloupe | | | | 0 | | | | | 0.00 | #DIV/0! | |
| Libyan Arab Jamhriya | | | | 0 | | | | | 0.00 | #DIV/0! | |
| Azerbaijan | | | | 0 | | | | | 0.00 | #DIV/0! | |
| Maldives | | | 0.023717 | 0.007833 | 0.03155 | 0.0025 | | 2.4E-06 | 0.00 | (92.09) | |
| Honduras | | 0.095211 | | 0.121299 | 0.2165104 | | | 0.053261 | 0.05 | (75.40) | |
| Congo, Democratic Republic Of | | 0.00375 | | 0.00375 | 0.0007 | | 0.000295 | | 0.00 | (72.93) | |
| Malawi | 0.0073 | 0.01344 | | 0.02074 | | | | | 0.00 | (100.00) | |
| Barbados | | | 0.01946 | 0.0194596 | | 0.009457 | | | 0.01 | (51.40) | |

| | | | | | | | | | | | |
|--------------------------------|----------|----------|----------|----------|------------------|--------|----------|----------|----------|-------------|-----------------|
| Lebanon | 0.046648 | | | | 0.0466484 | | | | | 0.00 | (100.00) |
| Fiji | 0.028988 | | | | 0.0289878 | | 0.057577 | | | 0.06 | 98.63 |
| Afghanistan | 0.006094 | 0.0001 | 0.00018 | 0.00049 | 0.006864 | 0.0036 | 0.00135 | 0.003395 | 0.004595 | 0.01 | 88.45 |
| Guinea | | | | 0.01 | 0.0100004 | | 0.035874 | | 0.009499 | 0.05 | 353.71 |
| Nicaragua | | | | | 0 | | | | 0.02667 | 0.03 | #DIV/0! |
| Thailand | 0.0055 | | | 0.025261 | 0.0307608 | | | | | 0.00 | (100.00) |
| Georgia | 0.006817 | | | | 0.0068168 | 0.0097 | | 0.08001 | | 0.09 | 1216.30 |
| New Caledonia | | | 0.017952 | | 0.0179524 | | | | | 0.00 | (100.00) |
| Kazakhstan | 0.002439 | 0.006833 | | 0.009566 | 0.0188383 | 0.006 | 0.007124 | 0.009367 | | 0.02 | 19.39 |
| Benin | 0.05841 | | | | 0.05841 | | | | | 0.00 | (100.00) |
| Dominica | | | | | 0 | | 0.019703 | | | 0.02 | #DIV/0! |
| Slovakia | 0.013892 | 0.088408 | | | 0.1022999 | 0.0024 | 0.016761 | | | 0.02 | (81.23) |
| Mayotte | | | | | 0 | | | | | 0.00 | #DIV/0! |
| Liberia | | | | | 0 | | | | | 0.00 | #DIV/0! |
| Jamaica | 0.053461 | 0.01025 | | | 0.0637115 | | | | | 0.00 | (100.00) |
| Cameroon | | | | | 0 | | 0.017674 | | | 0.02 | #DIV/0! |
| Curacao | | | | | 0 | | | | 0.009 | 0.01 | #DIV/0! |
| Korea (South) | 0.018914 | 0.006229 | | | 0.0251437 | | 0.002516 | | | 0.00 | (89.99) |
| Taiwan/Sep Customs Territory O | 0.056774 | | | | 0.0567739 | | | | | 0.00 | (100.00) |
| Aruba | 0.091941 | | | 0.074194 | 0.1661351 | | | | 0.029857 | 0.03 | (82.03) |
| Djibouti | | | | 0.0215 | 0.0214999 | | | | | 0.00 | (100.00) |
| Macau, China | | | | | 0 | | | | | 0.00 | #DIV/0! |
| Uganda | | | | | 0 | | | | | 0.00 | #DIV/0! |
| Guyana | | | | | 0 | | | | | 0.00 | #DIV/0! |
| Kyrgyzstan | | | | | 0 | | | | | 0.00 | #DIV/0! |
| Brunei Darussalam | | | | | 0 | | | | | 0.00 | #DIV/0! |
| Egypt | | | | | 0 | | | | | 0.00 | #DIV/0! |
| El Salvador | | | 0.191234 | | 0.1912344 | | | | | 0.00 | (100.00) |
| Hong Kong, china | | | | | 0 | 0.0269 | | 0.00752 | | 0.03 | #DIV/0! |
| Kazakistan | | | | | 0 | | | | | 0.00 | #DIV/0! |
| Montenegro | | | | | 0 | | | | | 0.00 | #DIV/0! |
| Paraguay | | | | 0.076512 | 0.0765121 | 0.0833 | 0.099075 | | | 0.18 | 138.37 |
| Russian Fedration | | | | | 0 | | | | | 0.00 | #DIV/0! |
| Serbia | | | | | 0 | | | | | 0.00 | #DIV/0! |
| Sierra Leone | | | | | 0 | | | | | 0.00 | #DIV/0! |

**EXPORT TERRY TOWELS HAND LOOM MADE HS CODE-63026020
JUL-OCT-23 VS JUL-OCT-24**

| Country US\$M | Jul-23 | Aug-23 | Sep-23 | Oct-23 | TOTAL 23 | Jul-24 | Aug-24 | Sep-24 | Oct-24 | TOTAL 24 | +/- |
|------------------------------|-----------------|-----------------|-----------------|-----------------|------------------|-----------------|-----------------|-----------------|-----------------|------------------|-----------------|
| TOTAL | 0.997379 | 2.751837 | 1.347055 | 1.791713 | 6.8879843 | 1.868064 | 1.753026 | 1.339128 | 1.183438 | 6.1436554 | (10.81) |
| Poland | 0.015525 | | | | 0.0155252 | 0.444486 | 0.410512 | 0.399455 | 0.342322 | 1.596775 | 10185.04 |
| Hungary | | | | | 0 | 0.518657 | 0.474194 | 0.425849 | 0.089619 | 1.5083188 | #DIV/0! |
| United Arab Emirates | 0.199551 | 0.699351 | 0.110818 | 0.207192 | 1.2169115 | 0.033305 | | 0.0042 | | 0.037505 | (96.92) |
| Ghana | 0.175 | 0.173684 | 0.1904 | 0.003479 | 0.5425625 | 0.29668 | | | 0.08574 | 0.3824198 | (29.52) |
| Romania | | | | | 0 | 0.144811 | 0.177662 | 0.102286 | 0.099847 | 0.5246063 | #DIV/0! |
| Saudi Arabia | 0.411082 | 0.474018 | 0.242345 | 0.030689 | 1.158134 | 0.01125 | 0.059931 | 0.006537 | | 0.0777178 | (93.29) |
| United States | 0.003249 | 0.055978 | 0.052799 | 0.01136 | 0.1233862 | 0.021023 | 0.250263 | 0.109452 | 0.087711 | 0.4684488 | 279.66 |
| Malaysia | 0.045038 | 0.223363 | 0.120561 | 0.249669 | 0.638631 | | 0.02382 | 0.010048 | 0.025313 | 0.0591806 | (90.73) |
| Ivory Coast / Cote D'Ivoire | | 0.45925 | | 0.16891 | 0.62816 | 0.165702 | | | | 0.165702 | (73.62) |
| Lesotho | | 0.159985 | 0.31955 | 0.09891 | 0.578445 | | | | | 0 | (100.00) |
| Senegal | | 0.12754 | | 0.388465 | 0.516005 | | | | | 0 | (100.00) |
| South Africa | | 0.122395 | 0.1183 | 0.24318 | 0.483875 | 0.19542 | | | | 0.19542 | (59.61) |
| United Kingdom | 0.005424 | 0.0001 | | | 0.0055238 | 0.00051 | 0.126017 | 0.103534 | 0.321317 | 0.5513788 | 9881.83 |
| Kenya | | | 0.15737 | | 0.15737 | | | | | 0 | (100.00) |
| Togo | | 0.001375 | 0.001334 | 0.17108 | 0.1737888 | | | | | 0 | (100.00) |
| Nigeria | 0.0054 | | | 0.17115 | 0.1765502 | | | | | 0 | (100.00) |
| Puerto Rico | | | | | 0 | 0.0145 | | | | 0.0144996 | #DIV/0! |
| Lithuania | | | | | 0 | | | 0.01428 | | 0.0142798 | #DIV/0! |
| Slovenia | | | | | 0 | | 0.008791 | | | 0.0087908 | #DIV/0! |
| Qatar | | | | | 0 | | | 0.006832 | | 0.006832 | #DIV/0! |
| Canada | 0.047097 | | | | 0.0470969 | | | 0.000126 | | 0.0001261 | (99.73) |
| Spain | | | | | 0 | 0.018565 | 0.130757 | 0.075045 | 0.072491 | 0.2968588 | #DIV/0! |
| Gambia | 0.02268 | 0.03983 | | | 0.06251 | | | | | 0 | (100.00) |
| Tanzania, United Republic Of | 0.001201 | 0.014882 | 0.005888 | | 0.021971 | | | | | 0 | (100.00) |
| Italy | 0.03358 | | | | 0.0335799 | | | 0.051729 | 0.039634 | 0.0913632 | 172.08 |
| Oman | | 0.08848 | | | 0.08848 | | | | | 0 | (100.00) |
| Jordan | | 0.07791 | | | 0.07791 | | | | | 0 | (100.00) |
| Singapore | | | | 0.03273 | 0.0327295 | | | | | 0 | (100.00) |
| France | | | 0.015154 | 0.0149 | 0.0300539 | | 0.026554 | | | 0.0265536 | (11.65) |
| Turkey | | | | | 0 | | | | | 0 | #DIV/0! |
| | | | | | Page # 7 | | | | | | |

| | | | | | | | | | | | |
|----------------|----------|----------|----------|--|------------------|----------|----------|----------|----------|------------------|-----------------|
| Sri Lanka | 0.011452 | | | | 0.0114519 | | | | | 0 | (100.00) |
| Belgium | | | | | 0 | | | | | 0 | #DIV/0! |
| Denmark | | | | | 0 | | | | | 0 | #DIV/0! |
| Netherlands | | | | | 0 | | | | | 0 | #DIV/0! |
| Kuwait | | 0.010715 | 0.012536 | | 0.0232512 | | | | | 0 | (100.00) |
| Croatia | 0.021101 | | | | 0.0211005 | | | | | 0 | (100.00) |
| Hong Kong | | 0.01344 | | | 0.01344 | | | | | 0 | (100.00) |
| Georgia | | | | | 0 | | | | | 0 | #DIV/0! |
| Greece | | | | | 0 | | | | | 0 | #DIV/0! |
| Azerbaijan | | 0.006693 | | | 0.0066934 | | | | | 0 | (100.00) |
| Ireland | | | | | 0 | | | 0.029756 | | 0.0297556 | #DIV/0! |
| Mozambique | | | | | 0 | | | | | 0 | #DIV/0! |
| Germany | | 0.002491 | | | 0.0024908 | 0.003155 | 0.019288 | | | 0.0224429 | 801.02 |
| Somalia | | | | | 0 | | | | | 0 | #DIV/0! |
| Switzerland | | | | | 0 | | | | | 0 | #DIV/0! |
| Djibouti | | | | | 0 | | | | | 0 | #DIV/0! |
| Mexico | | 0.000357 | | | 0.000357 | | | | | 0 | (100.00) |
| Mauritius | | | | | 0 | | 0.045238 | | | 0.0452375 | #DIV/0! |
| Australia | | | | | 0 | | | | 0.019443 | 0.0194429 | #DIV/0! |
| Chile | | | | | 0 | | | | | 0 | #DIV/0! |
| Czech Republic | | | | | 0 | | | | | 0 | #DIV/0! |
| Reunion | | | | | 0 | | | | | 0 | #DIV/0! |
| Saint Lucia | | | | | 0 | | | | | 0 | #DIV/0! |
| Source: TDAP | | | | | 0 | | | | | 0 | #DIV/0! |

**EXPORT OTHER MADEUPS (BARMOPS ETC.) HS CODE-63026010
JUL-OCT-23 VS JUL-OCT-24**

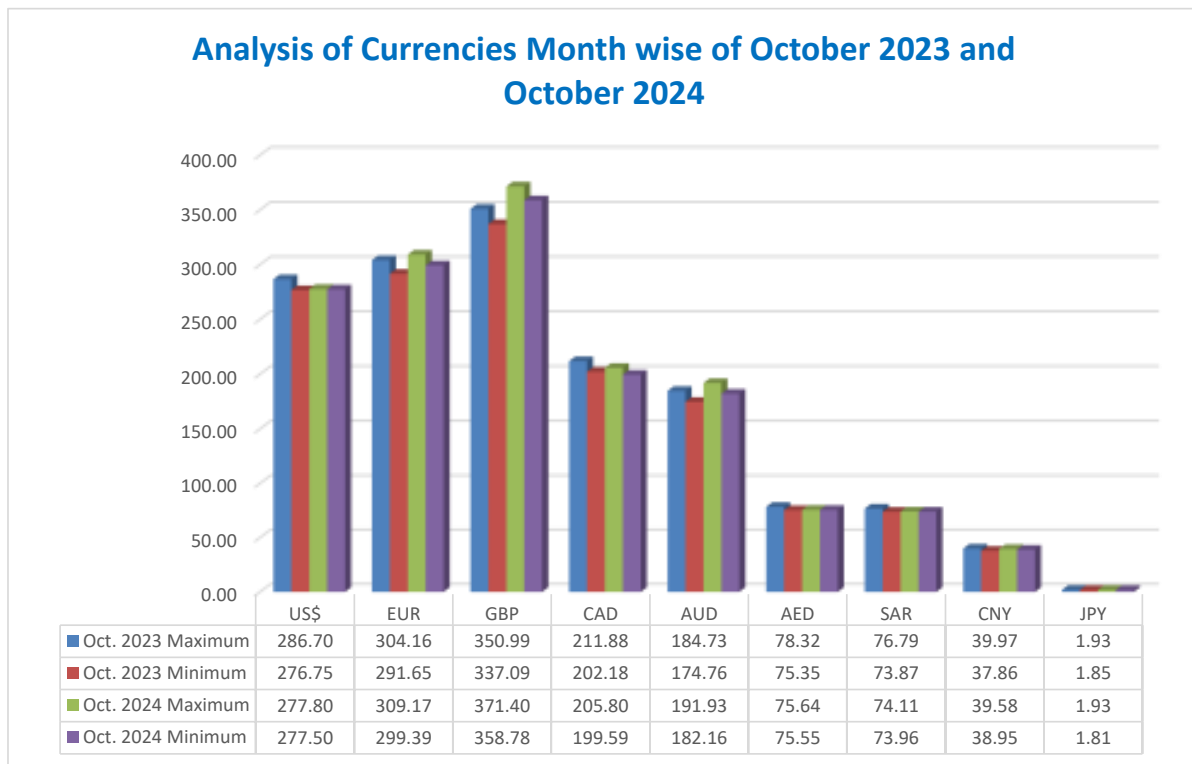
| COUNTRY (US\$M) | Jul-23 | Aug-23 | Sep-23 | Oct-23 | TOTAL23 | Jul-24 | Aug-24 | Sep-24 | Oct-24 | TOTAL24 | +/- |
|----------------------------|--------------------|--------------------|--------------------|--------------------|--------------------|--------------------|--------------------|--------------------|--------------------|--------------------|-----------------|
| TOTAL | 4.941213363 | 6.909334158 | 5.885619826 | 6.384514115 | 24.12068146 | 4.081551528 | 6.637970973 | 5.362208576 | 5.715615049 | 21.79734613 | (9.63) |
| United States | 1.283571653 | 2.118429302 | 1.460077914 | 2.630485229 | 7.492564098 | 1.57958751 | 2.638420781 | 2.17702265 | 2.893821658 | 9.288852599 | 23.97 |
| France | 1.654316031 | 1.507924571 | 0.587080784 | 0.26223844 | 4.011559826 | 0.128675723 | 0.562361431 | 0.562903311 | 0.223743478 | 1.477683944 | (63.16) |
| Netherlands | 0.403438484 | 0.749308211 | 1.820154538 | 0.791729059 | 3.764630292 | 0.294058567 | 0.397553297 | 0.384303451 | 0.376081478 | 1.451996794 | (61.43) |
| United Kingdom | 0.379809849 | 0.661104568 | 0.186660488 | 0.560854593 | 1.788429497 | 0.421581693 | 0.423301632 | 0.230665664 | 0.459918137 | 1.535467126 | (14.14) |
| Germany | 0.31383241 | 0.562066007 | 0.286607106 | 0.406160992 | 1.568666515 | 0.615992036 | 0.441481895 | 0.592721317 | 0.664981818 | 2.315177065 | 47.59 |
| Italy | 0.107148674 | 0.400322994 | 0.369432929 | 0.286633145 | 1.163537742 | 0.286093927 | 0.325136938 | 0.413734035 | 0.122003791 | 1.146968691 | (1.42) |
| South Africa | 0.3218232 | 0.0698 | 0.44490888 | 0.17588825 | 1.01242033 | 0.000908 | 0.422025499 | 0.1618698 | 0.002478 | 0.587281299 | (41.99) |
| Spain | 0.076129442 | 0.284931119 | 0.122050221 | 0.052495917 | 0.535606699 | 0.163100223 | 0.213039102 | 0.026605874 | 0.139307577 | 0.542052775 | 1.20 |
| Poland | 0.031395951 | 0.063226853 | 0.002540159 | 0.13583845 | 0.233001413 | 0.017019785 | | 0.037902646 | | 0.054922431 | (76.43) |
| Belgium | 0.030955559 | 0.010250073 | 0.044963229 | 0.181564155 | 0.267733015 | 0.055478474 | 0.051185987 | 0.129868547 | 0.059481497 | 0.296014504 | 10.56 |
| Greece | 0.026156688 | 0.056239535 | 0.057807712 | 0.004590202 | 0.144794138 | | 0.01679424 | 0.031210814 | 0.089684297 | 0.137689351 | (4.91) |
| United Arab Emirates | 0.054764073 | 0.078393443 | 0.028047059 | 0.06460903 | 0.225813605 | 0.103987982 | 0.161107465 | 0.014278736 | 0.04205952 | 0.321433703 | 42.34 |
| Portugal | | | | 0.042582149 | 0.042582149 | 0.089621954 | 0.095420955 | 0.043531204 | 0.146869919 | 0.375444032 | 781.69 |
| Hungary | | | 0.05845512 | 0.101311016 | 0.159766135 | | | | 0.0393728 | 0.0393728 | (75.36) |
| Romania | 0.06984668 | 0.051661092 | 0.027179784 | 0.094512838 | 0.243200394 | | | | 0.021278399 | 0.021278399 | (91.25) |
| Senegal | | | | | 0 | | 0.25685935 | | 0.012287942 | 0.269147292 | #DIV/0! |
| Malaysia | 0.066947485 | 0.05190568 | 0.072285546 | 0.047429989 | 0.2385687 | 0.058480189 | 0.130865623 | 0.04516183 | 0.016930326 | 0.251437968 | 5.39 |
| Kuwait | | 0.016846591 | 0.00634177 | 0.059968422 | 0.083156783 | | 0.023192707 | 0.003651848 | 0.00460024 | 0.031444795 | (62.19) |
| Denmark | 0.008363519 | 0.008363519 | 0.005528044 | 0.004300799 | 0.02655882 | 0.01225003 | 0.014018539 | 0.01117252 | 0.009398952 | 0.046840041 | 76.38 |
| Kenya | 0.0171166 | 0.028611931 | 0.0895365 | 0.0943682 | 0.229633231 | | 0.01679 | | 0.02314062 | 0.03993062 | (82.61) |
| Puerto Rico | | | | 0.069670543 | 0.069670543 | | | 0.080784851 | 0.077361875 | 0.158146725 | 126.99 |
| Panama | 0.00829332 | 0.041095606 | 0.040321014 | 0.106743771 | 0.196453711 | | | | 0.006071882 | 0.006071882 | (96.91) |
| Czech Republic | | 0.000471601 | | 0.036005276 | 0.036476878 | | | 0.001435984 | 0.047118144 | 0.048554128 | 33.11 |
| Ireland | 0.026566417 | 0.024959685 | 0.022161937 | 0.033283246 | 0.106971284 | | 0.020982581 | | | 0.020982581 | (80.38) |
| Croatia | | 0.014230882 | 0.003991176 | 0.001796711 | 0.020018769 | | | 0.040359586 | | 0.040359586 | 101.61 |
| Canada | 0.020026982 | 0.008877257 | 0.015768 | | 0.04467224 | 0.172723047 | 0.051565963 | 0.120201967 | 0.041020579 | 0.385511556 | 762.98 |
| Saudi Arabia | | 0.0166075 | 0.000597599 | | 0.017205099 | | 0.0170328 | 0.001459953 | 0.024397533 | 0.042890286 | 149.29 |
| Sweden | | | | 0.017618937 | 0.017618937 | | | | 0.022793168 | 0.022793168 | 29.37 |
| Cyprus | 0.010204109 | 0.030630882 | 0.015525369 | 0.018707023 | 0.075067383 | | 0.005565997 | | | 0.005565997 | (92.59) |
| Mozambique | | | | | 0 | 0.020564 | | | | 0.020564 | #DIV/0! |
| Norway | 0.006489599 | 0.0131712 | 0.036302036 | 0.022658012 | 0.078620847 | | 0.009353126 | | 0.007250877 | 0.016604003 | (78.88) |
| Malta | | | | | 0 | | | | | 0 | #DIV/0! |
| Australia | | 0.003763437 | 0.00348 | 0.019604245 | 0.026847682 | 0.011643182 | 0.040260717 | 0.0053008 | 0.114474199 | 0.171678898 | 539.46 |
| Slovenia | | | | | 0 | | | | | 0 | #DIV/0! |
| Azerbaijan | 0.014109973 | 0.014763382 | | 0.015399694 | 0.044273049 | | | | | 0 | (100.00) |
| Ecuador | | | | | 0 | | 0.050170707 | | | 0.050170707 | #DIV/0! |
| Slovakia | | | | | 0 | | | | | 0 | #DIV/0! |
| New Zealand | 0.007310622 | 0.005348639 | 0.005406665 | 0.016118629 | 0.034184555 | | | | | 0 | (100.00) |
| Sri Lanka | | | 0.02868996 | 0.010131005 | 0.038820965 | 0.004625414 | | | 0.042475 | 0.047100414 | 21.33 |
| Saint Lucia | | | | | 0 | | | | | 0 | #DIV/0! |
| Bahrain/Kingdom Of Bahrain | | | | | 0 | | | | | 0 | #DIV/0! |
| Latvia | | | | | 0 | | | | | 0 | #DIV/0! |
| Qatar | | | | | 0 | | 0.002436456 | | | 0.002436456 | #DIV/0! |
| Argentina | | | | | 0 | | | 0.013999002 | | 0.013999002 | #DIV/0! |
| Mauritius | | 0.003560355 | | 0.000585594 | 0.004145949 | | | 0.005285708 | 0.00225995 | 0.007545658 | 82.00 |
| Finland | | | | | 0 | | | | | 0 | #DIV/0! |
| Oman | 0.000890999 | | 0.017192718 | | 0.018083717 | | 0.008243102 | 0.01400831 | | 0.022251412 | 23.05 |
| Brazil | | | 0.006499999 | | 0.006499999 | | | | | 0 | (100.00) |
| Turkey | | | 0.016493972 | | 0.016493972 | | | | | 0 | (100.00) |
| Colombia | | | | 0.015536062 | 0.015536062 | | | | | 0 | (100.00) |
| Austria | | | | | 0 | | | | | 0 | #DIV/0! |

| | | | | | | | | | | |
|--------------------------------|-------------|-------------|--------------------|-------------|-------------|-------------|-------------|-------------|--------------------|----------|
| Costa Rica | | | 0 | | | | | 0.002587077 | 0.002587077 | #DIV/0! |
| Trinidad And Tobago | | | 0 | | | | | | 0 | #DIV/0! |
| Morocco | 0.010749246 | | 0.010749246 | | | | | | 0 | (100.00) |
| Angola | | | 0 | | | | | | 0 | #DIV/0! |
| Ghana | | | 0 | 0.00384 | 0.183865 | 0.18265 | | | 0.370355 | #DIV/0! |
| Maldives | 0.003531598 | 0.0009525 | 0.004484098 | | | | | | 0 | (100.00) |
| Uruguay | | | 0 | | | | | | 0 | #DIV/0! |
| Estonia | | | 0 | | | | | | 0 | #DIV/0! |
| Afghanistan | 0.000187001 | 5.50008E-05 | 0.000242002 | 0.00025 | | 0.001660005 | | | 0.001910005 | 689.25 |
| Singapore | | 0.001781992 | 0.001781992 | 0.006653038 | | | | | 0.006653038 | 273.35 |
| Somalia | 0.001518042 | | 0.001518042 | | | | | | 0 | (100.00) |
| Nigeria | | | 0 | | | | | | 0 | #DIV/0! |
| Reunion | | | 0 | | | | | | 0 | #DIV/0! |
| Lithuania | 0.001663998 | | 0.001663998 | 0.034416754 | 0.058669085 | 0.003342993 | 0.002755497 | | 0.099184328 | 5860.61 |
| Jordan | | 0.00036 | 0.00036 | | | | | | 0 | (100.00) |
| Albania | | | 0 | | | | | | 0 | #DIV/0! |
| Algeria | | | 0 | | | | | | 0 | #DIV/0! |
| Bulgaria | | | 0 | | | | | | 0 | #DIV/0! |
| Cambodia/Kampuchea Democratic | | | 0 | | | | | | 0 | #DIV/0! |
| Chile | | | 0 | | | | | | 0 | #DIV/0! |
| Dominican Republic | | | 0 | | | | | | 0 | #DIV/0! |
| El Salvador | | | 0 | | | | | | 0 | #DIV/0! |
| Fiji | | | 0 | | | | | | 0 | #DIV/0! |
| Georgia | | | 0 | | | | | | 0 | #DIV/0! |
| Hong Kong | | | 0 | | | | | | 0 | #DIV/0! |
| Japan | | | 0 | | | | | | 0 | #DIV/0! |
| Lebanon | | | 0 | | | | | | 0 | #DIV/0! |
| Slovak Republic | | | 0 | | | | | | 0 | #DIV/0! |
| Switzerland | | | 0 | | | 0.002322001 | 0.000401988 | | 0.002723988 | #DIV/0! |
| Tanzania, United Republic Of | | | 0 | | | | | | 0 | #DIV/0! |
| Venezuela, Bolivarian Republic | | | 0 | | | | | | 0 | #DIV/0! |
| Viet Nam | | | 0 | | | | | | 0 | #DIV/0! |
| Thailand | | | 0 | | 0.00027 | | | | 0.00027 | #DIV/0! |
| Source: TDAP | | | 0 | | | | | | 0 | #DIV/0! |



Analysis of Currencies Month wise of October 2023 and October 2024

| Month | Indicator | US\$ | EUR | GBP | CAD | AUD | AED | SAR | CNY | JPY |
|-----------|-----------|--------|--------|--------|--------|--------|-------|-------|-------|------|
| Oct. 2023 | Maximum | 286.70 | 304.16 | 350.99 | 211.88 | 184.73 | 78.32 | 76.79 | 39.97 | 1.93 |
| | Minimum | 276.75 | 291.65 | 337.09 | 202.18 | 174.76 | 75.35 | 73.87 | 37.86 | 1.85 |
| Oct. 2024 | Maximum | 277.80 | 309.17 | 371.40 | 205.80 | 191.93 | 75.64 | 74.11 | 39.58 | 1.93 |
| | Minimum | 277.50 | 299.39 | 358.78 | 199.59 | 182.16 | 75.55 | 73.96 | 38.95 | 1.81 |

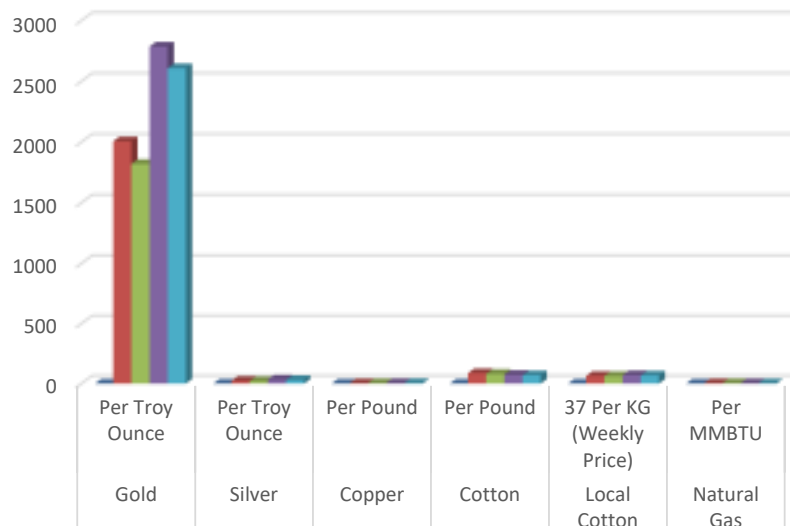




Analysis of Commodities Month wise of October 2023 and October 2024

| | | Gold | Silver | Copper | Cotton | Local Cotton | Natural Gas |
|-----------|-----------|----------------|----------------|-----------|-----------|--------------------------|-------------|
| | | Per Troy Ounce | Per Troy Ounce | Per Pound | Per Pound | 37 Per KG (Weekly Price) | Per MMBTU |
| Month | Indicator | US\$ | US\$ | US\$ | US\$ | US\$ | US\$ |
| Oct. 2023 | Maximum | 2,005.78 | 23.35 | 3.65 | 87.46 | 64.67 | 3.58 |
| | Minimum | 1,820.01 | 20.90 | 3.54 | 81.22 | 63.15 | 2.84 |
| Oct. 2024 | Maximum | 2,786.19 | 34.83 | 4.61 | 73.29 | 70.25 | 3.00 |
| | Minimum | 2,607.77 | 30.51 | 4.29 | 69.57 | 67.55 | 2.26 |

Analysis of Commodities Month wise of October 2023 and October 2024

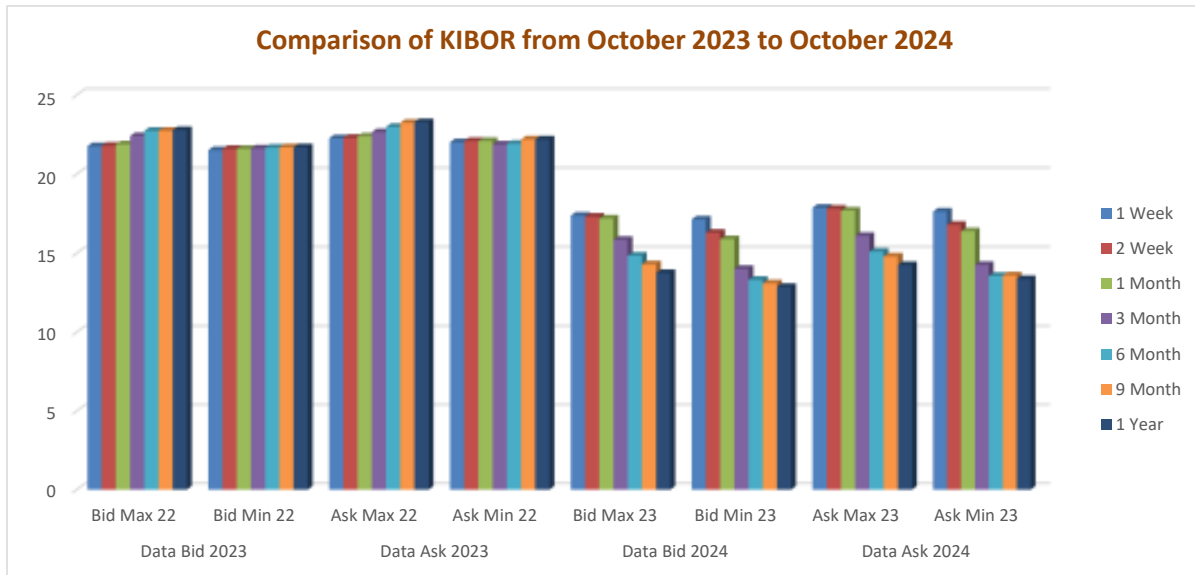


| Month Indicator | Per Troy Ounce | Per Troy Ounce | Per Pound | Per Pound | 37 Per KG (Weekly Price) | Per MMBTU |
|-------------------|----------------|----------------|-----------|-----------|--------------------------|-------------|
| | Gold | Silver | Copper | Cotton | Local Cotton | Natural Gas |
| Oct. 2023 Maximum | 2,005.78 | 23.35 | 3.65 | 87.46 | 64.67 | 3.58 |
| Oct. 2023 Minimum | 1,820.01 | 20.90 | 3.54 | 81.22 | 63.15 | 2.84 |
| Oct. 2024 Maximum | 2,786.19 | 34.83 | 4.61 | 73.29 | 70.25 | 3.00 |
| Oct. 2024 Minimum | 2,607.77 | 30.51 | 4.29 | 69.57 | 67.55 | 2.26 |



Comparison of KIBOR from October 2023 to October 2024

| | Data Bid 2023 | | Data Ask 2023 | | Data Bid 2024 | | Data Ask 2024 | |
|---------|---------------|------------|---------------|------------|---------------|------------|---------------|------------|
| | Bid Max 22 | Bid Min 22 | Ask Max 22 | Ask Min 22 | Bid Max 23 | Bid Min 23 | Ask Max 23 | Ask Min 23 |
| 1 Week | 21.76 | 21.51 | 22.26 | 22.01 | 17.37 | 17.13 | 17.87 | 17.63 |
| 2 Week | 21.79 | 21.59 | 22.29 | 22.09 | 17.31 | 16.29 | 17.81 | 16.79 |
| 1 Month | 21.88 | 21.59 | 22.38 | 22.09 | 17.19 | 15.88 | 17.69 | 16.38 |
| 3 Month | 22.4 | 21.62 | 22.65 | 21.87 | 15.84 | 14 | 16.09 | 14.25 |
| 6 Month | 22.73 | 21.67 | 22.98 | 21.92 | 14.84 | 13.31 | 15.09 | 13.56 |
| 9 Month | 22.74 | 21.69 | 23.24 | 22.19 | 14.29 | 13.09 | 14.79 | 13.59 |
| 1 Year | 22.78 | 21.69 | 23.28 | 22.19 | 13.74 | 12.86 | 14.24 | 13.36 |





TMA arranged awareness Session on Pakistan Single Window (PSW)

TMA in collaboration of representatives of Pakistan Single Window arranged an informative session of up graded features of PSW on November 12, 2024 at TMA Head Office Karachi. Mr. Rizwan and Mr. Qasim shared presentation and briefed TMA members on the updated module in Pakistan Single Window.

Mr. Ayaz Iqbal Vice Chairman TMA also thanked and welcomed TSW Team and hoped that the session will be more productive for TMA Members. The PSW Team shared detailed presentations and also answered the questions raised by the House members.







Informative Session on New Apprenticeship Act 2023

TMA and Employers Federation of Pakistan organized a comprehensive awareness session on New Apprenticeship Act 2023 on November 14, 2024 at TMA Head Office Karachi. The session is also important and mandatory compliance of International Labor Organization (ILO) for the employers and industries of Pakistan.

Mr. Nazer Ali, Ms. Rabiya, EFP Team along with Mr. Muzzammil Husain Secretary General TMA organized the half-day session and briefed the House about the several point. Sindh Government has recently enacted the 'Apprenticeship Act 2023' marking a significant development in apprenticeship regulations. With several amendments and revisions in place, there is a pressing need for a clear understanding and guidance to ensure seamless implementation of the law.

The Session include :

- Main features of the Apprenticeship Act 2023
- Responsibilities of Employers under the Act
- Benefits of Apprenticeship programs
- Legal Issues and penalties for non-compliance
- Key Feature: Senior Management of STEVTA overseeing the implementation of the Act will be present in the Q/A Session to engage with the participants.







SMA RIZVI TEXTILE INSTITUTE
Career in Textile & Other Industrial Sectors



**ADMISSION
2023-24**

DAE DIPLOMA OF
ASSOCIATE
ENGINEER
3 YEARS PROGRAM

- Recognized by Sindh Board of Technical Education (SBTE)
- Equivalent to Intermediate Science (Pre-Engineering)

ELIGIBILITY

Matric Science / Technical

FEES

Rs. 3200

- We offer 50% scholarship's for first come first bases for bright students
- A+ Grade Student Upto 50% Off
- A Grade Student Upto 30% Off
- B and B+ Student Upto 20% Off
- Hostel Facility is also available
- 100% job guaranteed

COURSES

MECHANICAL

ELECTRONICS

TEXTILE WEAVING

ELECTRICAL

CHEMICAL

TEXTILE DYEING & PRINTING

CIVIL

FOR MORE INFO

www.smarti.edu.pk
☎ 021-35076897 / 0321-3222270

Monday to Saturday (09:00 am to 03:00pm)
(Morning Week Days)

Plot # 231, Sector # 23, Road 10,000 Korangi Industrial Area, Karachi