



The Bulletin

Volume XVI ----- October 2021



Business Matchmaking
Industry Leading Platform
Helps You Find the Effective Business Partner



**TMA organized
Interactive B2B
Matchmaking
Session**

see details on Page # 7

For Information & Feedback

TMA House

77-A, SMCHS, Karachi – 74400 (Pakistan)

Phone : (92 21) 34382801-4, Fax : (92 21) 34551628

Email : tma@towelassociation.com

Website : www.towelassociation.com



Table of Contents

Comparison of Export for the Month of October 2020 & October 2021 Source Pakistan Bureau of Statistics	Page 1
Comparison of Export Year wise of July-October 2020-21 & July-October 2021-22 Source Pakistan Bureau of Statistics	Page 2
Analysis of Currencies for the Month of October 2020 and October 2021 Source Tresmark	Page 3
Analysis of Commodities for the Month of October 2020 and October 2021 Source Tresmark	Page 4
Comparison of KIBOR for the Month of October 2020 and October 2021 Source Tresmark	Page 5
Comparison of LIBOR for the Month of October 2020 and October 2021 Source Tresmark	Page 6
TMA organized Interactive B2B Matchmaking Session	Page 7-8



Comparison of Export for the Month of October 2020 & October 2021

S.#	COMMODITIES	UNIT	October 2020			October 2021			Unit Price	Change in Qty	% Change in Qty	Change in Value	% Change in Value
			QTY	VALUE		QTY	VALUE						
				IN US\$ (000')	Unit Price		IN US\$ (000')	Unit Price					
1	Raw Cotton & Cotton Carded OR Combed	M.T.	206	252		0	0						
2	Cotton Yarn	M.T.	26,084	59,853	2.29	31,991	106,148	3.32	5907	22.65	46295	77.35	
3	Cotton Cloth	TH.SQM.	179,740	167,819	0.93	31,165	183,630	5.89	-148575	-82.66	15811	9.42	
4	Cotton Carded OR Combed	M.T.	0	0		51	69						
5	Yarn Other Than Cotton	M.T.	1,201	2,451	2.04	1,759	4,814	2.74	558	46.46	2363	96.41	
6	Knitwear	TH.DOZ.	15,410	322,783	20.95	12,181	457,191	37.53	-3229	-20.95	134408	41.64	
7	Bed Wear	M.T.	40,790	248,071	6.08	42,835	287,865	6.72	2045	5.01	39794	16.04	
8	Towels	M.T.	18,915	78,649	4.16	16,692	82,078	4.92	-2223	-11.75	3429	4.36	
9	Tent, Canvas & Tarpulin	M.T.	4,125	12,346	2.99	3,057	9,633	3.15	-1068	-25.89	-2713	-21.97	
10	Readymade Garment	TH.DOZ.	2,850	245,977	86.31	3,548	297,435	83.83	698	24.49	51458	20.92	
11	Art-Silk & Synthetic Textile	TH.SQM.	12,504	29,613	2.37	7,902	35,373	4.48	-4602	-36.80	5760	19.45	
12	Made-ups (Other Textiles)	-		68,176		22454	71,155						
13	Other Textile Products	-		53,925		48791	65,543						
TOTAL			301,825	1,289,915		222,426	1,600,934						



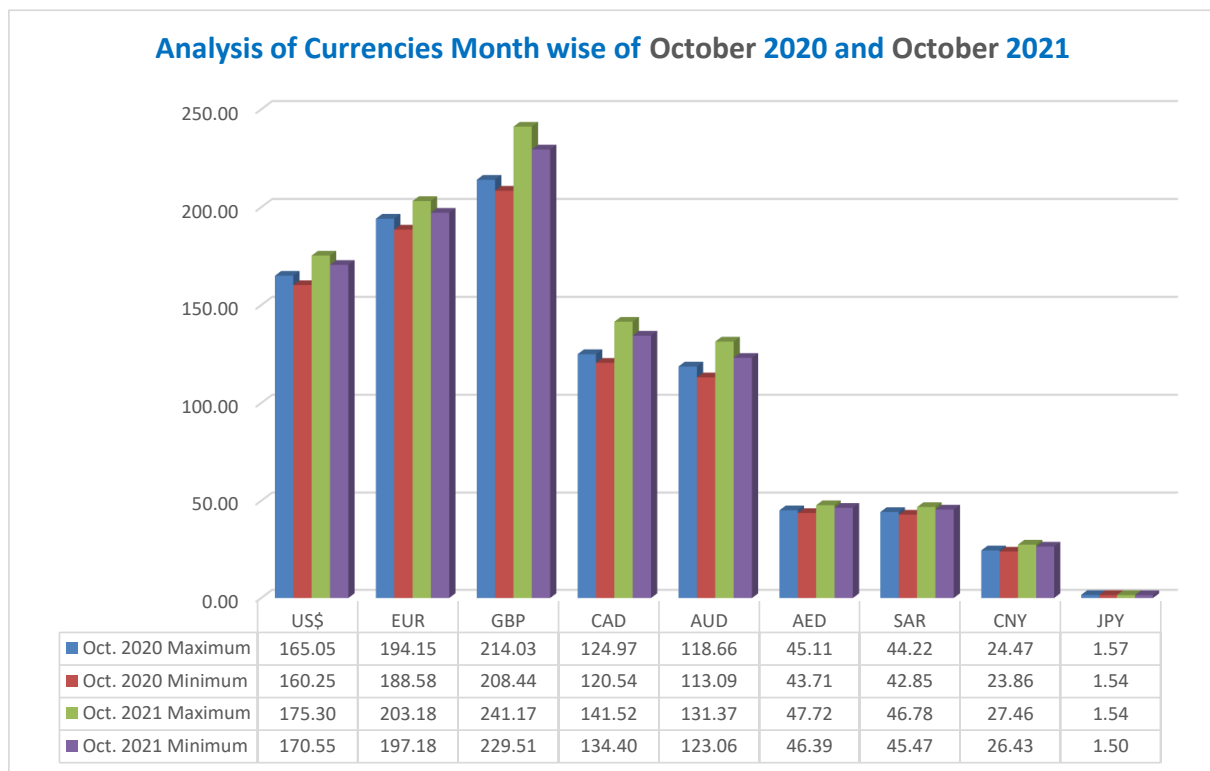
Comparison of Export Year wise of July-October 2020-21 & July-October 2021-22

S.#	COMMODITIES	UNIT	July-October 2020-2021			July-October 2021-2022			Unit Price	Change in Qty	% Change in Qty	Change in Value	% Change in Value
			QTY	VALUE		QTY	VALUE						
				IN US\$ (000')	Unit Price		IN US\$ (000')	Unit Price					
1	Raw Cotton & Cotton Carded OR Combed	M.T.	446	523		0	0						
2	Cotton Yarn	M.T.	105,598	230,329	2.18	123,044	394,765	3.21	17446	16.52	164436	71.39	
3	Cotton Cloth	TH.SQ M.	675,212	624,878	0.93	156,461	740,710	4.73	-518751	-76.83	115832	18.54	
4	Cotton Carded OR Combed	M.T.	0	0		1,141	1,543	1.35	1141		1543		
5	Yarn Other Than Cotton	M.T.	3752	8,035	2.14	6,344	17,239	2.72	2592	69.08	9204	114.55	
6	Knitwear	TH.DOZ.	50,615	1,182,604	23.36	43,982	1,601,778	36.42	-6633	-13.10	419174	35.45	
7	Bed Wear	M.T.	149,859	899,555	6.00	185,126	1,091,124	5.89	35267	23.53	191569	21.30	
8	Towels	M.T.	66,545	283,255	4.26	71,701	323,385	4.51	5156	7.75	40130	14.17	
9	Tent, Canvas & Tarpulin	M.T.	13,689	40,528	2.96	10,320	30,810	2.99	-3369	-24.61	-9718	-23.98	
10	Readymade Garment	TH.DOZ.	11,460	947,070	82.64	13,809	1,158,603	83.90	2349	20.50	211533	22.34	
11	Art-Silk & Synthetic Textile	TH.SQM.	83,266	17,430	0.21	35,095	143,320	4.08	-48171	-57.85	125890	722.26	
12	Made-ups (Other Textiles)	-		240,776			268,582						
13	Other Textile Products	-		195,695			249,956						
TOTAL			1,160,442	4,670,678		647,023	6,021,815						



Analysis of Currencies Month wise of October 2020 and October 2021

Month	Indicator	US\$	EUR	GBP	CAD	AUD	AED	SAR	CNY	JPY
Oct. 2020	Maximum	165.05	194.15	214.03	124.97	118.66	45.11	44.22	24.47	1.57
	Minimum	160.25	188.58	208.44	120.54	113.09	43.71	42.85	23.86	1.54
Oct. 2021	Maximum	175.30	203.18	241.17	141.52	131.37	47.72	46.78	27.46	1.54
	Minimum	170.55	197.18	229.51	134.40	123.06	46.39	45.47	26.43	1.50

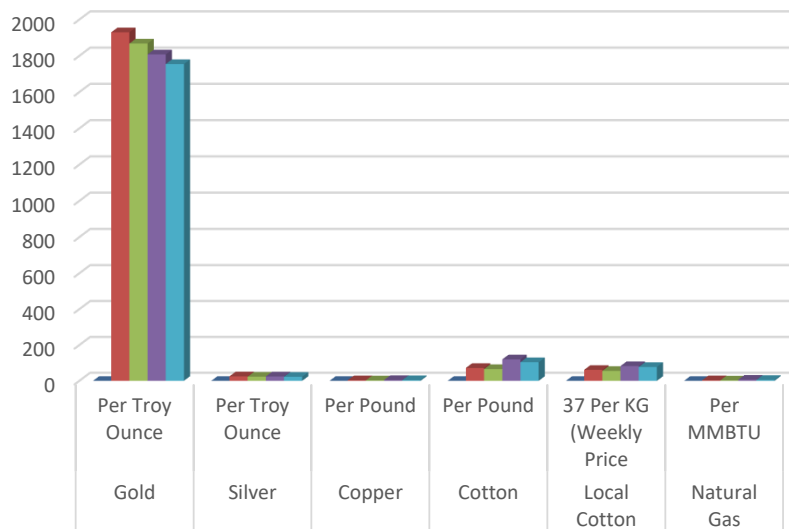




Analysis of Commodities Month wise of October 2020 and October 2021

		Gold	Silver	Copper	Cotton	Local Cotton	Natural Gas
		Per Troy Ounce	Per Troy Ounce	Per Pound	Per Pound	37 Per KG (Weekly Price)	Per MMBTU
Month	Indicator	US\$	US\$	US\$	US\$	US\$	US\$
Oct. 2020	Maximum	1,929.64	25.16	3.20	72.11	61.36	3.35
	Minimum	1,867.90	23.27	2.87	65.82	55.52	2.44
Oct. 2021	Maximum	1,807.72	24.52	4.73	119.84	82.58	6.31
	Minimum	1,754.55	22.52	4.09	103.90	77.66	4.99

Analysis of Commodities Month wise of October 2020 and October 2021

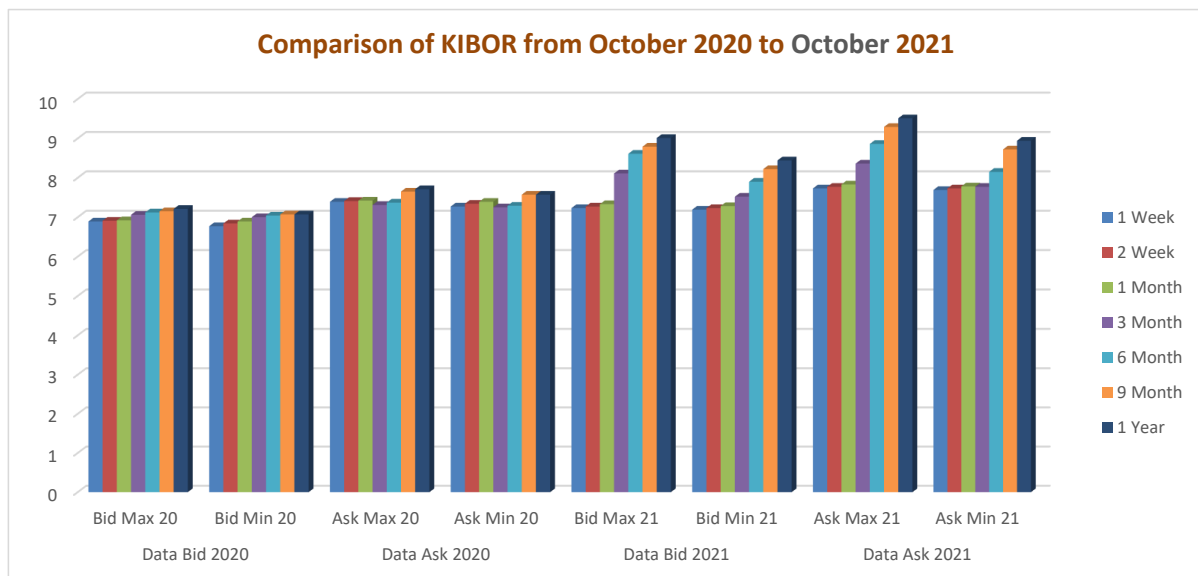


Month Indicator	0	0	0	0	0	0
Oct. 2020 Maximum	1,929.64	25.16	3.20	72.11	61.36	3.35
Oct. 2020 Minimum	1,867.90	23.27	2.87	65.82	55.52	2.44
Oct. 2021 Maximum	1,807.72	24.52	4.73	119.84	82.58	6.31
Oct. 2021 Minimum	1,754.55	22.52	4.09	103.90	77.66	4.99



Comparison of KIBOR from October 2020 to October 2021

	Data Bid 2020		Data Ask 2020		Data Bid 2021		Data Ask 2021	
	Bid Max 20	Bid Min 20	Ask Max 20	Ask Min 20	Bid Max 21	Bid Min 21	Ask Max 21	Ask Min 21
1 Week	6.89	6.77	7.39	7.27	7.23	7.19	7.73	7.69
2 Week	6.91	6.84	7.41	7.34	7.27	7.23	7.77	7.73
1 Month	6.92	6.89	7.42	7.39	7.33	7.28	7.83	7.78
3 Month	7.06	7	7.31	7.25	8.11	7.52	8.36	7.77
6 Month	7.12	7.04	7.37	7.29	8.61	7.9	8.86	8.15
9 Month	7.15	7.07	7.65	7.57	8.79	8.22	9.29	8.72
1 Year	7.21	7.07	7.71	7.57	9.01	8.44	9.51	8.94





Comparison of LIBOR from October 2020 to October 2021

C u r r e n c y	M o d e	Overnight		1 Week		1 Month		2 Month		3 Month		6 Month		1 Year	
		2020	2021	2020	2021	2020	2021	2020	2021	2020	2021	2020	2021	2020	2021
		USD	Max	0.08	0.07	0.11	0.08	0.16	0.09	0.19	0.11	0.24	0.14	0.26	0.20
Min	0.08		0.07	0.09	0.07	0.14	0.08	0.17	0.10	0.21	0.12	0.23	0.16	0.33	0.23
EURO	Max	-0.58	-0.58	-0.56	-0.58	-0.56	-0.57	-0.52	-0.55	-0.52	-0.56	-0.50	-0.53	-0.44	-0.46
	Min	-0.59	-0.59	-0.58	-0.58	-0.57	-0.58	-0.54	-0.57	-0.54	-0.57	-0.52	-0.55	-0.47	-0.49
GBP	Max	0.05	0.04	0.05	0.06	0.05	0.14	0.06	0.21	0.06	0.25	0.09	0.49	0.15	0.85
	Min	0.05	0.04	0.04	0.04	0.04	0.05	0.05	0.07	0.04	0.08	0.06	0.16	0.12	0.37
JPY	Max	-0.11	-0.08	-0.10	-0.07	-0.08	-0.06	-0.07	-0.04	-0.10	-0.08	-0.05	-0.04	0.05	0.07
	Min	-0.12	-0.10	-0.12	-0.09	-0.09	-0.08	-0.08	-0.06	-0.10	-0.09	-0.07	-0.07	0.04	0.06



BUSINESS RECORDER

Founded by M.A. Zuberi

November 23, 2021

TMA holds B2B matchmaking session successfully

KARACHI: The TMA successfully organised B2B matchmaking session at their Head Office, Karachi wherein large numbers of TMA members and members of Executive Committee, Government officials participated and via Zoom Senior Joint Secretary (E-Commerce) Ministry of Commerce Aisha Humera Moriani also participated and gave valuable inputs.

Aisha Humera Moriani described that the world became a global village and each and everything is connected with each other and this B2B portal is very important for the progress of the export sector and it is the need of the hour. We cannot survive and progress in the export business without digitalisation. If we want to compete our export with the regional countries we must focus to develop our online marketing.

On this occasion, the Director Textile TDAP Basit Rauf highlighted that in the export of business authenticity of buyers and the sellers are very important and we feel pleasure to share that TDAP has established their office throughout Pakistan to verify and authenticity of suppliers to facilitate the buyers. If any Pakistani firm wants to know about the buyers our commercial Consulate Offices will provide facts & figures about the buyers for the smooth transitions of trade.

Central Chairman of the Association Kashif Mehtab Chawla highlighted that the export of any country is the backbone of economy and the export sector is earning valuable foreign exchange for the national kitty. TMA is the export-oriented Association and this Association time to time taking positive measures to enhance the country's export, this B2B matchmaking session is also a positive nod for the export sector and it will play a significant role for the betterment of the country's exports.

Vice Chairman of the TMA, Kamran Alam thanked to the Government officials and members of Association for sharing their valuable time for this B2B matchmaking session and their support for such a lovely and supportive session for the export sector.



Mr. Kashif Mehtab Chairman TMA presenting opening address on B2B Matchmaking Session



The House comprehend the B2B Matchmaking session, Mr. Kashif Mehtab, Mr. Feroze Alam Lari, Mr. Usman Ali, Mr. Haroon Shamsi, Mr. Aamir Hassan focus on the session.



Mr. Naqi Bari, Mr. Kashif Mehtab, Mr. Feroze Alam Lari & Mr. Kamran Alam presenting TMA's crest to honorable guest.



SMA Rizvi Textile Institute

A Joint Project of Ministry of Commerce, Govt. of Pakistan
and Towel Manufacturers' Association of Pakistan



ADMISSIONS OPEN

4 Years

BS (Bachelor in Science)

Textiles (wet-Processing)

Affiliated with University of Karachi

Eligibility: F.Sc.(Pre-Engineering) / DAE with 50% marks

Evening Program

Timings : 06:00 pm to 09:00 pm
(Weekdays) &
10:00 am to 4:30 pm
(Sundays)



3 Years

DAE (Diploma of Associate Engineer)

Textile Weaving, Textile Dye. & Printing, Chemical
Mechanical, Civil, Electrical & Electronics

Affiliated with Sindh Board of Technical Education (SBTE)

Eligibility: Metric Science / Technical

Morning Program

Timings : 08:30 am to 01:30 pm
(Weekdays)




4/6 Months

Short Courses

Advance Merchandizing, Fashion Designing,
Generator Technician, Industrial Electrician,
Textile Testing/Quality Control,
Textile Wet-Processing
Weaving Loom Operator

Special Concession For Girls

Scholarships available on Merit/need basis



Plot # 231, Sector # 23, Road 10,000, Korangi Industrial Area, Karachi.

Ph:021-35053277,35076897,0321-3222270 www.smarti.edu.pk , E-mail: sro_smarti@gmail.com