



# The Bulletin

Volume XVII ----- November 2021



**For Information & Feedback**

**TMA House**

77-A, SMCHS, Karachi – 74400 (Pakistan)

Phone : (92 21) 34382801-4, Fax : (92 21) 34551628

Email : [tma@towelassociation.com](mailto:tma@towelassociation.com)

Website : [www.towelassociation.com](http://www.towelassociation.com)



## **Table of Contents**

|   |               |
|---|---------------|
| <b>Comparison of Export for the Month of November 2020 &amp; November 2021</b><br><b>Source Pakistan Bureau of Statistics</b>             | <b>Page 1</b> |
| <b>Comparison of Export Year wise of July-November 2020-21 &amp; July-November 2021-22</b><br><b>Source Pakistan Bureau of Statistics</b> | <b>Page 2</b> |
| <b>Analysis of Currencies for the Month of November 2020 and November 2021</b><br><b>Source Tresmark</b>                                  | <b>Page 3</b> |
| <b>Analysis of Commodities for the Month of November 2020 and November 2021</b><br><b>Source Tresmark</b>                                 | <b>Page 4</b> |
| <b>Comparison of KIBOR for the Month of November 2020 and November 2021</b><br><b>Source Tresmark</b>                                     | <b>Page 5</b> |
| <b>Comparison of LIBOR for the Month of November 2020 and November 2021</b><br><b>Source Tresmark</b>                                     | <b>Page 6</b> |



Comparison of Export for the Month of November 2020 & November 2021

| S.#          | COMMODITIES                          | UNIT    | November 2020  |                  |            | November 2021  |                  |            | Unit Price | Change in Qty | % Change in Qty | Change in Value | % Change in Value |
|--------------|--------------------------------------|---------|----------------|------------------|------------|----------------|------------------|------------|------------|---------------|-----------------|-----------------|-------------------|
|              |                                      |         | QTY            | VALUE            |            | QTY            | VALUE            |            |            |               |                 |                 |                   |
|              |                                      |         |                | IN US\$ (000')   | Unit Price |                | IN US\$ (000')   | Unit Price |            |               |                 |                 |                   |
| 1            | Raw Cotton & Cotton Carded OR Combed | M.T.    |                |                  |            |                |                  |            |            |               |                 |                 |                   |
| 2            | Cotton Yarn                          | M.T.    | 31,702         | 74,222           | 2.34       | 30,921         | 109,133          | 3.53       | -781       | -2.46         | 34911           | 47.04           |                   |
| 3            | Cotton Cloth                         | TH.SQM. | 114,051        | 148,293          | 1.30       | 36,528         | 204,850          | 5.61       | -77523     | -67.97        | 56557           | 38.14           |                   |
| 4            | Cotton Carded OR Combed              | M.T.    |                |                  |            | 45             | 62               | 1.38       |            |               |                 |                 |                   |
| 5            | Yarn Other Than Cotton               | M.T.    | 1,143          | 2,512            | 2.20       | 2,110          | 5,840            | 2.77       | 967        | 84.60         | 3328            | 132.48          |                   |
| 6            | Knitwear                             | TH.DOZ. | 16,931         | 327,525          | 19.34      | 15,407         | 457,855          | 29.72      | -1524      | -9.00         | 130330          | 39.79           |                   |
| 7            | Bed Wear                             | M.T.    | 39,313         | 238,619          | 6.07       | 45,293         | 315,076          | 6.96       | 5980       | 15.21         | 76457           | 32.04           |                   |
| 8            | Towels                               | M.T.    | 18,803         | 79,447           | 4.23       | 21,249         | 105,283          | 4.95       | 2446       | 13.01         | 25836           | 32.52           |                   |
| 9            | Tent, Canvas & Tarpulin              | M.T.    | 3,759          | 9,710            | 2.58       | 3,600          | 11,973           | 3.33       | -159       | -4.23         | 2263            | 23.31           |                   |
| 10           | Readymade Garment                    | TH.DOZ. | 2,980          | 258,881          | 86.87      | 4,170          | 328,717          | 78.83      | 1190       | 39.93         | 69836           | 26.98           |                   |
| 11           | Art-Silk & Synthetic Textile         | TH.SQM. | 6,832          | 28,817           | 4.22       | 10,825         | 41,095           | 3.80       | 3993       | 58.45         | 12278           | 42.61           |                   |
| 12           | Made-ups (Other Textiles)            | -       |                | 66,339           |            |                | 84,151           |            |            |               |                 |                 |                   |
| 13           | Other Textile Products               | -       |                | 51,698           |            |                | 72,194           |            |            |               |                 |                 |                   |
| <b>TOTAL</b> |                                      |         | <b>235,514</b> | <b>1,286,063</b> |            | <b>170,148</b> | <b>1,736,229</b> |            |            |               |                 |                 |                   |



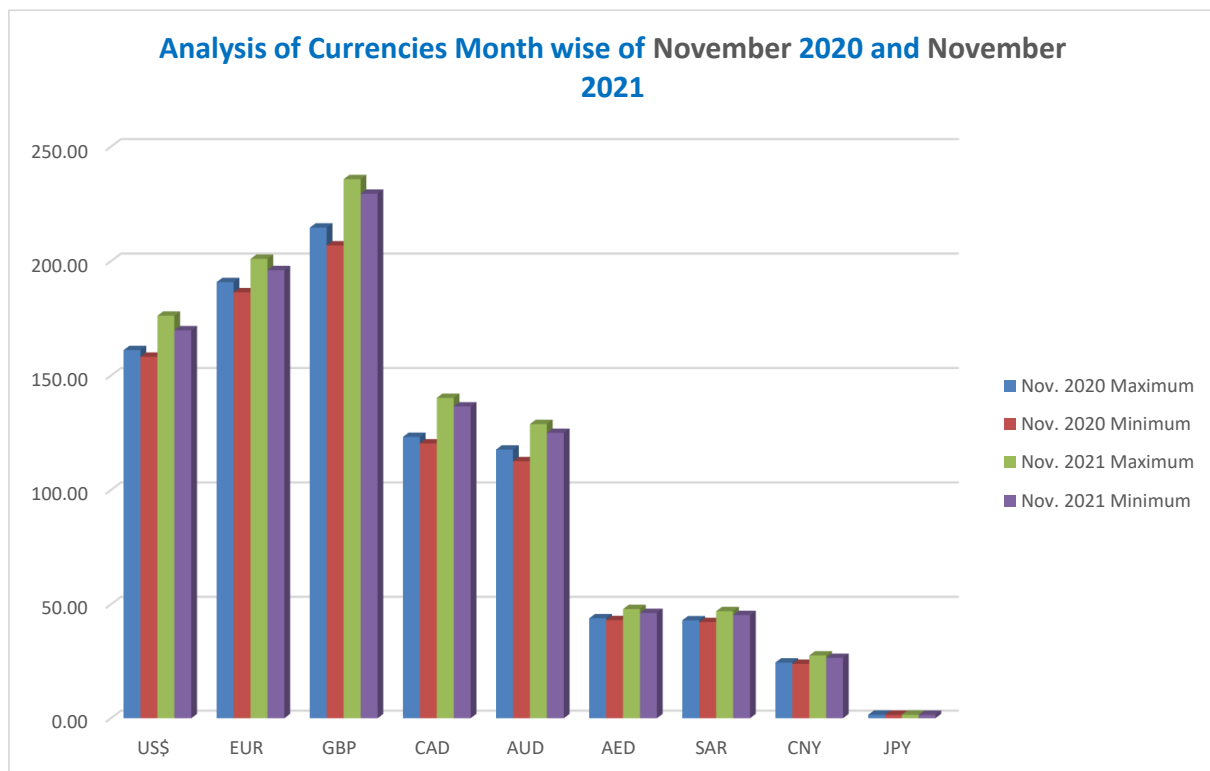
Comparison of Export Year wise of July-November 2020-21 & July-November 2021-22

| S.#          | COMMODITIES                          | UNIT     | July-November 2020-2021 |                  |            | July-November 2021-2022 |                  |            | Unit Price | Change in Qty | % Change in Qty | Change in Value | % Change in Value |
|--------------|--------------------------------------|----------|-------------------------|------------------|------------|-------------------------|------------------|------------|------------|---------------|-----------------|-----------------|-------------------|
|              |                                      |          | QTY                     | VALUE            |            | QTY                     | VALUE            |            |            |               |                 |                 |                   |
|              |                                      |          |                         | IN US\$ (000')   | Unit Price |                         | IN US\$ (000')   | Unit Price |            |               |                 |                 |                   |
| 1            | Raw Cotton & Cotton Carded OR Combed | M.T.     | 466                     | 523              |            |                         |                  |            |            |               |                 |                 |                   |
| 2            | Cotton Yarn                          | M.T.     | 137,300                 | 304,551          | 2.22       | 155,187                 | 503,897          | 3.25       | 17887      | 13.03         | 199346          | 65.46           |                   |
| 3            | Cotton Cloth                         | TH.SQ M. | 789,263                 | 773,171          | 0.98       | 197,263                 | 945,561          | 4.79       | -592000    | -75.01        | 172390          | 22.30           |                   |
| 4            | Cotton Carded OR Combed              | M.T.     |                         |                  |            | 1,186                   | 1,605            | 1.35       | 1186       |               | 1605            |                 |                   |
| 5            | Yarn Other Than Cotton               | M.T.     | 4,895                   | 10,547           | 2.15       | 8,436                   | 23,079           | 2.74       | 3541       | 72.34         | 12532           | 118.82          |                   |
| 6            | Knitwear                             | TH.DOZ.  | 67,546                  | 1,510,129        | 22.36      | 59,542                  | 2,059,623        | 34.59      | -8004      | -11.85        | 549494          | 36.39           |                   |
| 7            | Bed Wear                             | M.T.     | 189,172                 | 1,138,174        | 6.02       | 234,253                 | 1,406,200        | 6.00       | 45081      | 23.83         | 268026          | 23.55           |                   |
| 8            | Towels                               | M.T.     | 85,348                  | 362,702          | 4.25       | 93,262                  | 428,668          | 4.60       | 7914       | 9.27          | 65966           | 18.19           |                   |
| 9            | Tent, Canvas & Tarpulin              | M.T.     | 17,448                  | 50,238           | 2.88       | 14,667                  | 42,783           | 2.92       | -2781      | -15.94        | -7455           | -14.84          |                   |
| 10           | Readymade Garment                    | TH.DOZ.  | 14,440                  | 1,205,951        | 83.51      | 17,972                  | 1,487,309        | 82.76      | 3532       | 24.46         | 281358          | 23.33           |                   |
| 11           | Art-Silk & Synthetic Textile         | TH.SQM.  | 90,098                  | 134,042          | 1.49       | 46,126                  | 184,415          | 4.00       | -43972     | -48.80        | 50373           | 37.58           |                   |
| 12           | Made-ups (Other Textiles)            | -        |                         | 307,115          |            |                         | 352,733          |            |            |               |                 |                 |                   |
| 13           | Other Textile Products               | -        |                         | 247,393          |            |                         | 322,147          |            |            |               |                 |                 |                   |
| <b>TOTAL</b> |                                      |          | <b>1,395,976</b>        | <b>6,044,536</b> |            | <b>827,894</b>          | <b>7,758,020</b> |            |            |               |                 |                 |                   |



**Analysis of Currencies Month wise of November 2020 and November 2021**

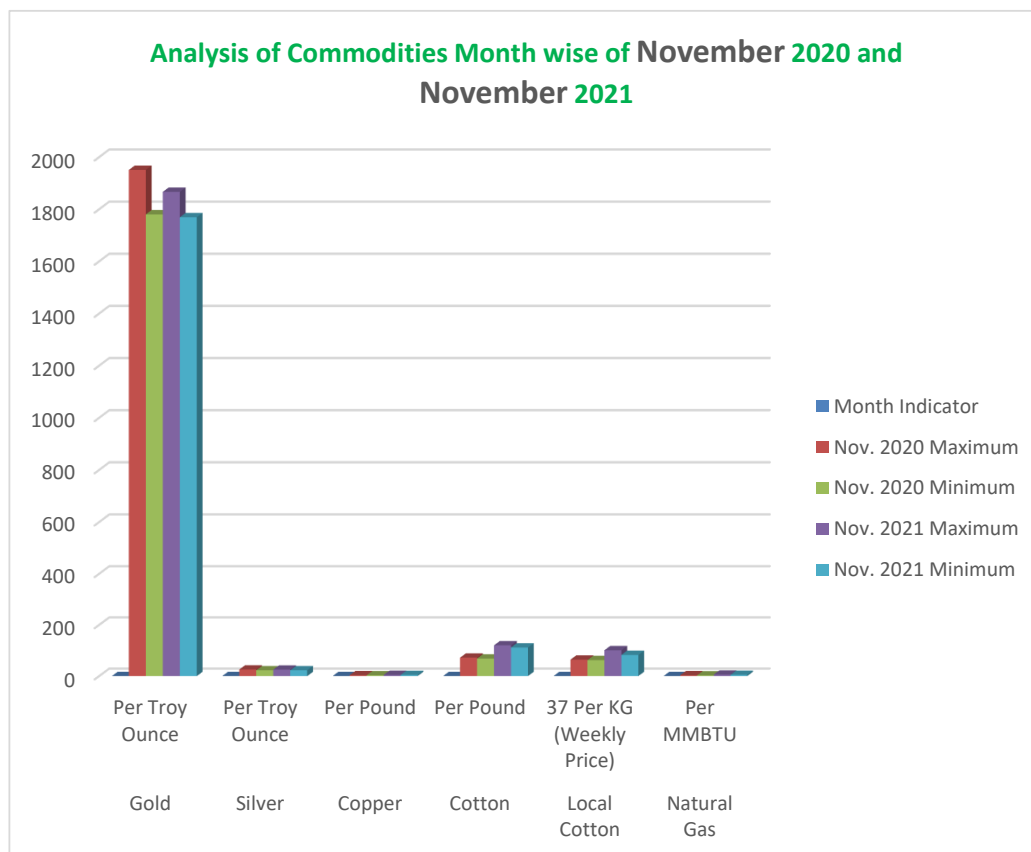
| Month     | Indicator | US\$   | EUR    | GBP    | CAD    | AUD    | AED   | SAR   | CNY   | JPY  |
|-----------|-----------|--------|--------|--------|--------|--------|-------|-------|-------|------|
| Nov. 2020 | Maximum   | 161.15 | 190.87 | 214.68 | 123.22 | 117.70 | 43.88 | 43.02 | 24.47 | 1.55 |
|           | Minimum   | 158.26 | 186.43 | 206.88 | 120.37 | 112.61 | 43.09 | 42.24 | 23.87 | 1.50 |
| Nov. 2021 | Maximum   | 176.20 | 201.04 | 235.86 | 140.29 | 128.85 | 47.97 | 47.03 | 27.59 | 1.55 |
|           | Minimum   | 169.80 | 196.09 | 229.47 | 136.54 | 124.99 | 46.23 | 45.32 | 26.51 | 1.49 |





Analysis of Commodities Month wise of November 2020 and November 2021

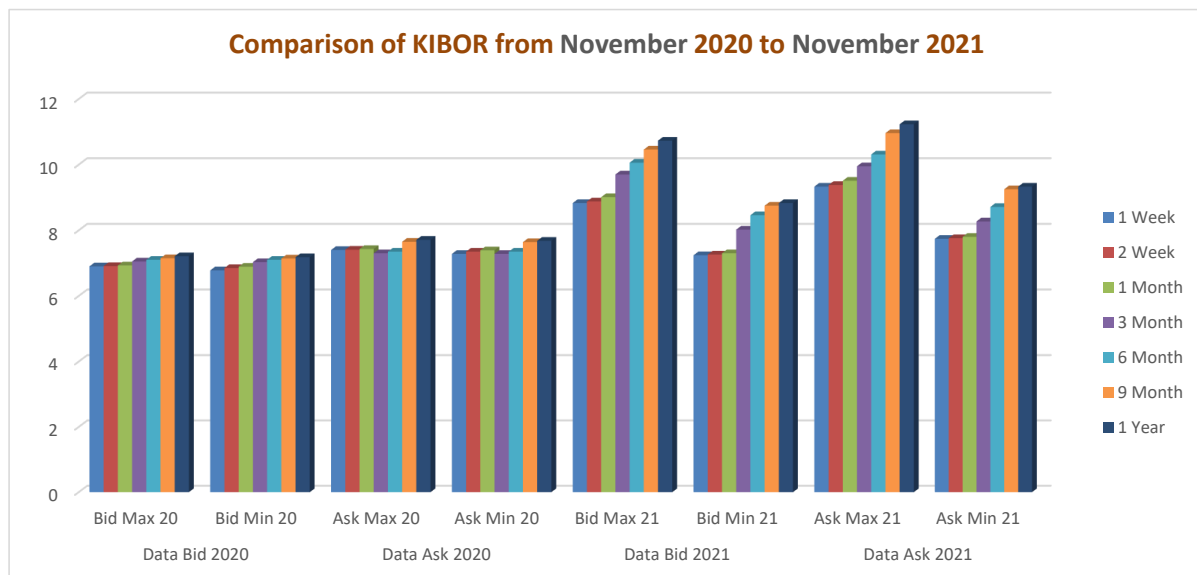
|           |           | Gold           | Silver         | Copper    | Cotton    | Local Cotton             | Natural Gas |
|-----------|-----------|----------------|----------------|-----------|-----------|--------------------------|-------------|
|           |           | Per Troy Ounce | Per Troy Ounce | Per Pound | Per Pound | 37 Per KG (Weekly Price) | Per MMBTU   |
| Month     | Indicator | US\$           | US\$           | US\$      | US\$      | US\$                     | US\$        |
| Nov. 2020 | Maximum   | 1,950.95       | 25.60          | 3.44      | 72.15     | 64.37                    | 3.24        |
|           | Minimum   | 1,780.43       | 22.66          | 3.08      | 68.46     | 62.49                    | 2.59        |
| Nov. 2021 | Maximum   | 1,866.74       | 25.29          | 4.46      | 120.38    | 101.04                   | 5.72        |
|           | Minimum   | 1,769.20       | 22.78          | 4.27      | 111.65    | 82.54                    | 4.79        |





Comparison of KIBOR from November 2020 to November 2021

|         | Data Bid 2020 |            | Data Ask 2020 |            | Data Bid 2021 |            | Data Ask 2021 |            |
|---------|---------------|------------|---------------|------------|---------------|------------|---------------|------------|
|         | Bid Max 20    | Bid Min 20 | Ask Max 20    | Ask Min 20 | Bid Max 21    | Bid Min 21 | Ask Max 21    | Ask Min 21 |
| 1 Week  | 6.9           | 6.78       | 7.4           | 7.28       | 8.83          | 7.24       | 9.33          | 7.74       |
| 2 Week  | 6.91          | 6.85       | 7.41          | 7.35       | 8.88          | 7.26       | 9.38          | 7.76       |
| 1 Month | 6.93          | 6.89       | 7.43          | 7.39       | 9.01          | 7.3        | 9.51          | 7.8        |
| 3 Month | 7.05          | 7.03       | 7.3           | 7.28       | 9.7           | 8.02       | 9.95          | 8.27       |
| 6 Month | 7.1           | 7.1        | 7.35          | 7.35       | 10.06         | 8.46       | 10.31         | 8.71       |
| 9 Month | 7.15          | 7.14       | 7.65          | 7.64       | 10.46         | 8.75       | 10.96         | 9.25       |
| 1 Year  | 7.21          | 7.18       | 7.71          | 7.68       | 10.73         | 8.83       | 11.23         | 9.33       |





**Comparison of LIBOR from November 2020 to November 2021**

| C<br>u<br>r<br>r<br>e<br>n<br>c<br>y | M<br>o<br>d<br>e | Overnight |       | 1 Week |       | 1 Month |       | 2 Month |       | 3 Month |       | 6 Month |       | 1 Year |       |
|--------------------------------------|------------------|-----------|-------|--------|-------|---------|-------|---------|-------|---------|-------|---------|-------|--------|-------|
|                                      |                  | 2020      | 2021  | 2020   | 2021  | 2020    | 2021  | 2020    | 2021  | 2020    | 2021  | 2020    | 2021  | 2020   | 2021  |
|                                      |                  | USD       | Max   | 0.09   | 0.08  | 0.11    | 0.08  | 0.15    | 0.10  | 0.18    | 0.14  | 0.23    | 0.18  | 0.26   | 0.26  |
| Min                                  | 0.08             |           | 0.07  | 0.09   | 0.07  | 0.13    | 0.08  | 0.17    | 0.11  | 0.20    | 0.14  | 0.24    | 0.21  | 0.33   | 0.35  |
| EURO                                 | Max              | -0.58     | -0.58 | -0.56  | -0.58 | -0.56   | -0.57 | -0.53   | -0.56 | -0.53   | -0.56 | -0.51   | -0.54 | -0.45  | -0.48 |
|                                      | Min              | -0.59     | -0.59 | -0.58  | -0.59 | -0.58   | -0.60 | -0.55   | -0.58 | -0.55   | -0.60 | -0.53   | -0.56 | -0.48  | -0.51 |
| GBP                                  | Max              | 0.05      | 0.05  | 0.05   | 0.12  | 0.05    | 0.16  | 0.05    | 0.20  | 0.05    | 0.24  | 0.07    | 0.46  | 0.14   | 0.83  |
|                                      | Min              | 0.04      | 0.04  | 0.04   | 0.04  | 0.04    | 0.05  | 0.04    | 0.07  | 0.04    | 0.09  | 0.05    | 0.26  | 0.12   | 0.57  |
| JPY                                  | Max              | -0.10     | -0.07 | -0.10  | -0.06 | -0.09   | -0.07 | -0.08   | -0.05 | -0.10   | -0.08 | -0.06   | -0.05 | 0.06   | 0.06  |
|                                      | Min              | -0.13     | -0.10 | -0.12  | -0.09 | -0.12   | -0.08 | -0.10   | -0.07 | -0.12   | -0.10 | -0.07   | -0.07 | 0.04   | 0.05  |





# SMA Rizvi Textile Institute

A Joint Project of Ministry of Commerce, Govt. of Pakistan  
and Towel Manufacturers' Association of Pakistan



## ADMISSIONS OPEN

4 Years

**BS** (Bachelor in Science)

Textiles (wet-Processing)

**Affiliated with University of Karachi**

Eligibility: F.Sc.(Pre-Engineering) / DAE with 50% marks

**Evening Program**

Timings : 06:00 pm to 09:00 pm  
(Weekdays) &  
10:00 am to 4:30 pm  
(Sundays)



3 Years

**DAE** (Diploma of Associate Engineer)

Textile Weaving, Textile Dye. & Printing, Chemical  
Mechanical, Civil, Electrical & Electronics

**Affiliated with Sindh Board of Technical Education (SBTE)**

Eligibility: Metric Science / Technical

**Morning Program**

Timings : 08:30 am to 01:30 pm  
(Weekdays)




4/6 Months

**Short Courses**

Advance Merchandizing, Fashion Designing,  
Generator Technician, Industrial Electrician,  
Textile Testing/Quality Control,  
Textile Wet-Processing  
Weaving Loom Operator

**Special Concession For Girls**

**Scholarships available on Merit/need basis**



Plot # 231, Sector # 23, Road 10,000, Korangi Industrial Area, Karachi.  
Ph:021-35053277,35076897,0321-3222270 www.smarti.edu.pk , E-mail: sro\_smarti@gmail.com