




# The Bulletin

Volume XII ----- June 2021



**TMA  
initiated  
B2B  
Exchange  
Gateway**

see details on  
Page # 7



**TMA & USAID arrange  
Free Training Modules for  
TMA's members**  
see details on Page # 8

**All Communication will be through Message Center of TMA's  
Website w.e.f. August 9, 2021**

**TMA House**

77-A, SMCHS, Karachi 74400 (Pakistan)

Phone : (92 21) 34382801-4, Fax : (92 21) 34551628

Email : [tma@towelassociation.com](mailto:tma@towelassociation.com)

Website : [www.towelassociation.com](http://www.towelassociation.com)



## **Table of Contents**

<b>Comparison of Export for the Month of June 2020 &amp; June 2021</b> <b>Source Pakistan Bureau of Statistics</b>	<b>Page 1</b>
<b>Comparison of Export for the Month of July-June 2019-20 &amp; July-June 2020-21</b> <b>Source Pakistan Bureau of Statistics</b>	<b>Page 2</b>
<b>Analysis of Currencies for the Month of June 2020 and June 2021</b> <b>Source Tresmark</b>	<b>Page 3</b>
<b>Analysis of Commodities for the Month of June 2020 and June 2021</b> <b>Source Tresmark</b>	<b>Page 4</b>
<b>Comparison of KIBOR for the Month of June 2020 and June 2021</b> <b>Source Tresmark</b>	<b>Page 5</b>
<b>Comparison of LIBOR for the Month of June 2020 and June 2021</b> <b>Source Tresmark</b>	<b>Page 6</b>
<b>TMA's B2B Exchange Gateway</b>	<b>Page 7</b>
<b>TMA &amp; USAID arrange Free Training Modules for TMA's members</b>	<b>Page 8</b>



Comparison of Export for the Month of June 2020 & June 2021

S.#	COMMODITIES	UNIT	Jun-20			Jun-21							
			QTY	VALUE		QTY	VALUE		Unit Price	Change in Qty	% Change in Qty	Change in Value	% Change in Value
				IN US\$ (000')	Unit Price		IN US\$ (000')	Unit Price					
1	Raw Cotton & Cotton Carded OR Combed	M.T.	0	0		95	211	2.22	95		211		
2	Cotton Yarn	M.T.	35,984	74,323	2.07	38,943	120,931	3.11	2959	8.22	46608	62.71	
3	Cotton Cloth	TH.SQM.	143,300	130,191	0.91	45,215	204,785	4.53	-98085	-68.45	74594	57.30	
4	Cotton Carded OR Combed	M.T.	0	0		0	0						
5	Yarn Other Than Cotton	M.T.	701	1,690	2.41	1,793	4,457	2.49	1092	155.78	2767	163.73	
6	Knitwear	TH.DOZ.	8,029	221,370	27.57	23,154	411,024	17.75	15125	188.38	189654	85.67	
7	Bed Wear	M.T.	27,740	166,332	6.00	46,587	299,007	6.42	18847	67.94	132675	79.77	
8	Towels	M.T.	13,965	58,914	4.22	21,238	99,031	4.66	7273	52.08	40117	68.09	
9	Tent, Canvas & Tarpulin	M.T.	3,547	10,496	2.96	2,926	8,734	2.98	-621	-17.51	-1762	-16.79	
10	Readymade Garment	TH.DOZ.	3,511	184,987	52.69	4,102	325,908	79.45	591	16.83	140921	76.18	
11	Art-Silk & Synthetic Textile	TH.SQM.	30,500	24,245	0.79	9,387	44,268	4.72	-21113	-69.22	20023	82.59	
12	Made-ups (Other Textiles)	-		42,507			79,032						
13	Other Textile Products	-		44,075			62,652						
<b>TOTAL</b>			<b>267,277</b>	<b>959,130</b>		<b>193,440</b>	<b>1,660,040</b>						



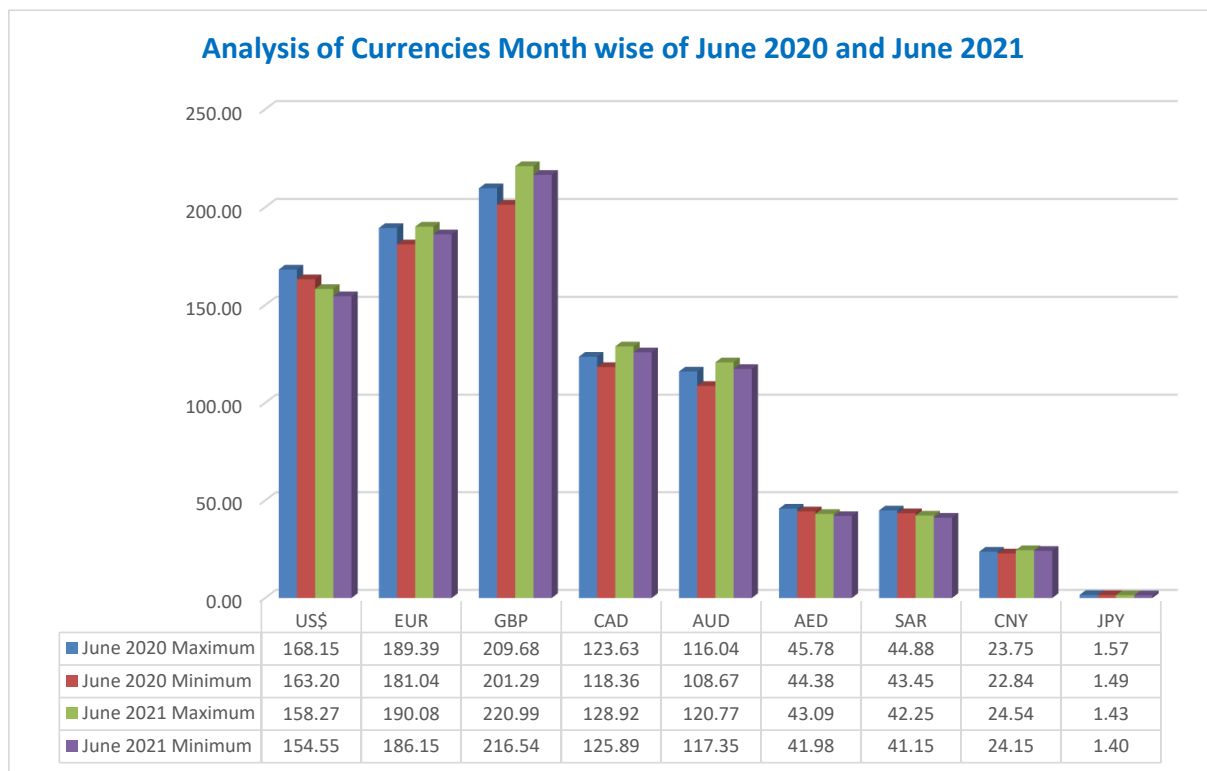
Comparison of Export Year wise of July-June 2019-20 & July-June 2020-21

S.#	COMMODITIES	UNIT	July-June 2019-20			July-June 2020-21			Change in Qty	% Change in Qty	Change in Value	% Change in Value
			QTY	VALUE		QTY	VALUE					
				IN US\$ (000')	Unit Price		IN US\$ (000')	Unit Price				
1	Raw Cotton & Cotton Carded OR Combed	M.T.	12,776	17,002	1.33	594	804	1.35	-12182	-95.35	-16198	-95.27
2	Cotton Yarn	M.T.	412,553	984,903	2.39	390,090	1,016,969	2.61	-22463	-5.44	32066	3.26
3	Cotton Cloth	TH.SQ M.	2,327,808	1,829,895	0.79	992,145	1,921,001	1.94	-1335663	-57.38	91106	4.98
4	Cotton Carded OR Combed	M.T.	66	63	0.95	50	65	1.30	-16	-24.24	2	3.17
5	Yarn Other Than Cotton	M.T.	10367	25,778	2.49	14,454	33,369	2.31	4087	39.42	7591	29.45
6	Knitwear	TH.DOZ.	105,777	2,794,360	26.42	179,365	3,816,156	21.28	73588	69.57	1021796	36.57
7	Bed Wear	M.T.	405,244	2,150,836	5.31	460,143	2,771,789	6.02	54899	13.55	620953	28.87
8	Towels	M.T.	172,937	711,265	4.11	212,163	937,536	4.42	39226	22.68	226271	31.81
9	Tent, Canvas & Tarpulin	M.T.	38,537	98,472	2.56	40,220	110,387	2.74	1683	4.37	11915	12.10
10	Readymade Garment	TH.DOZ.	50,058	2,552,294	50.99	37,418	3,032,800	81.05	-12640	-25.25	480506	18.83
11	Art-Silk & Synthetic Textile	TH.SQM.	448,714	314,768	0.70	145,995	370,421	2.54	-302719	-67.46	55653	17.68
12	Made-ups (Other Textiles)	-		590,502			756,350					
13	Other Textile Products	-		456,396			632,495					
<b>TOTAL</b>			<b>3,984,837</b>	<b>12,526,534</b>		<b>2,472,637</b>	<b>15,400,142</b>					



**Analysis of Currencies Month wise of June 2020 and June 2021**

Month	Indicator	US\$	EUR	GBP	CAD	AUD	AED	SAR	CNY	JPY
June 2020	Maximum	168.15	189.39	209.68	123.63	116.04	45.78	44.88	23.75	1.57
	Minimum	163.20	181.04	201.29	118.36	108.67	44.38	43.45	22.84	1.49
June 2021	Maximum	158.27	190.08	220.99	128.92	120.77	43.09	42.25	24.54	1.43
	Minimum	154.55	186.15	216.54	125.89	117.35	41.98	41.15	24.15	1.40

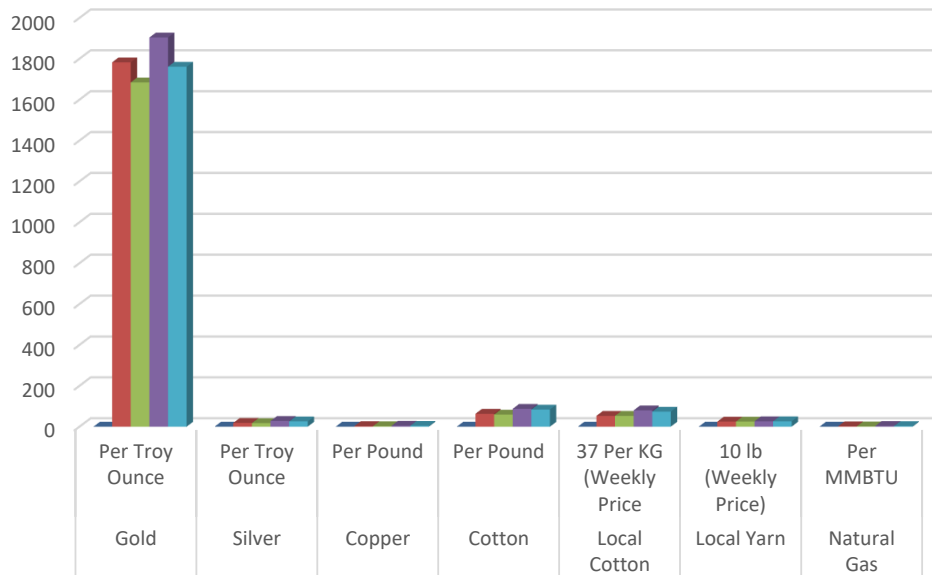




**Analysis of Commodities Month wise of June 2020 and June 2021**

Month	Indicator	Gold	Silver	Copper	Cotton	Local Cotton	Local Yarn	Natural Gas
		Per Troy Ounce	Per Troy Ounce	Per Pound	Per Pound	37 Per KG (Weekly Price)	10 lb (Weekly Price)	Per MMBTU
		US\$	US\$	US\$	US\$	US\$	US\$	US\$
June 2020	Maximum	1,782.56	18.33	2.71	63.04	52.87	24.69	1.92
	Minimum	1,684.37	17.23	2.47	59.01	52.87	24.69	1.54
June 2021	Maximum	1,904.02	28.02	4.66	87.36	79.79	26.15	3.65
	Minimum	1,761.07	25.78	4.16	83.77	73.40	26.15	3.04

**Analysis of Commodities Month wise of June 2020 and June 2021**

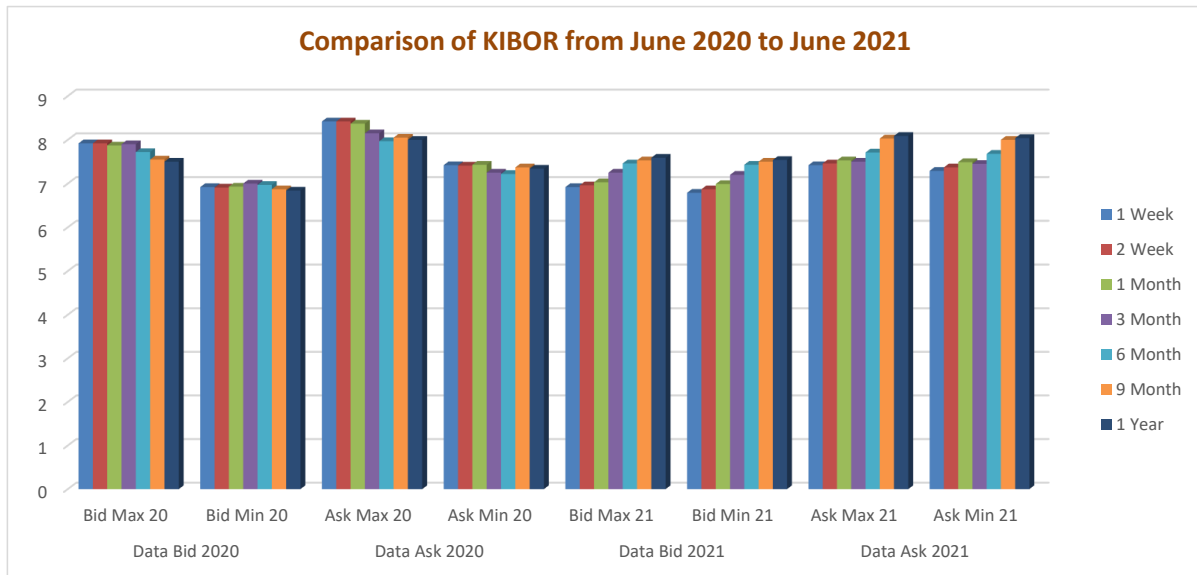


Month Indicator	Gold	Silver	Copper	Cotton	Local Cotton	Local Yarn	Natural Gas
0	0	0	0	0	0	0	0
June 2020 Maximum	1,782.56	18.33	2.71	63.04	52.87	24.69	1.92
June 2020 Minimum	1,684.37	17.23	2.47	59.01	52.87	24.69	1.54
June 2021 Maximum	1,904.02	28.02	4.66	87.36	79.79	26.15	3.65
June 2021 Minimum	1,761.07	25.78	4.16	83.77	73.40	26.15	3.04



Comparison of KIBOR from June 2020 to June 2021

	Data Bid 2020		Data Ask 2020		Data Bid 2021		Data Ask 2021	
	Bid Max 20	Bid Min 20	Ask Max 20	Ask Min 20	Bid Max 21	Bid Min 21	Ask Max 21	Ask Min 21
1 Week	7.92	6.92	8.42	7.42	6.92	6.79	7.42	7.29
2 Week	7.92	6.91	8.42	7.41	6.96	6.87	7.46	7.37
1 Month	7.87	6.93	8.37	7.43	7.03	6.99	7.53	7.49
3 Month	7.9	7	8.15	7.25	7.25	7.2	7.5	7.45
6 Month	7.72	6.97	7.97	7.22	7.46	7.43	7.71	7.68
9 Month	7.55	6.87	8.05	7.37	7.53	7.5	8.03	8
1 Year	7.5	6.84	8	7.34	7.59	7.54	8.09	8.04





### Comparison of LIBOR from June 2020 to June 2021

C u r r e n c y	M o d e	Overnight		1 Week		1 Month		2 Month		3 Month		6 Month		1 Year	
		2020	2021	2020	2021	2020	2021	2020	2021	2020	2021	2020	2021	2020	2021
USD	Max	0.08	0.09	0.11	0.09	0.20	0.10	0.28	0.13	0.34	0.15	0.50	0.17	0.65	0.25
	Min	0.06	0.05	0.09	0.06	0.16	0.07	0.23	0.10	0.28	0.12	0.36	0.15	0.55	0.23
EURO	Max	-0.56	-0.58	-0.52	-0.58	-0.46	-0.57	-0.37	-0.55	-0.35	-0.54	-0.20	-0.52	-0.12	-0.48
	Min	-0.57	-0.59	-0.54	-0.58	-0.49	-0.59	-0.43	-0.56	-0.43	-0.55	-0.34	-0.53	-0.25	-0.49
GBP	Max	0.06	0.04	0.07	0.04	0.11	0.06	0.17	0.07	0.24	0.08	0.38	0.11	0.57	0.18
	Min	0.05	0.04	0.05	0.04	0.09	0.05	0.12	0.06	0.13	0.08	0.28	0.10	0.43	0.16
JPY	Max	-0.08	-0.09	-0.09	-0.08	-0.08	-0.06	-0.05	-0.04	-0.04	-0.08	0.00	-0.06	0.12	0.05
	Min	-0.11	-0.14	-0.13	-0.12	-0.10	-0.08	-0.07	-0.06	-0.05	-0.10	-0.02	-0.07	0.10	0.05





## TMA B2B Exchange Gateway



Improve  
Your  
Business  
Potential

TMA | Emerging Technologies  
Important Notice for the member of  
**Towel Manufacturers Association of Pakistan**

B2b Exchange Gateway- Register now at [www.towelassociation.com/](http://www.towelassociation.com/)

Register now

Powered by Team Falcon

To,  
All the Members of Towel Manufacturers Association of Pakistan- TMA



***THIS NOTICE IS FOR THE THIRD PHASE ALERT OF THE UP-GRADATION PROCESS.***

TMA have made B2B Exchange Gateway live since 1<sup>st</sup> June, 2021.  
**Subscription is compulsory for all TMA member & after 5 July 2021 the communication channel between TMA & member would be the TMA official website through message center.**

Falcon Eye B2B Exchange Gateway has already upgraded your existing profiles accordingly. Kindly visit and **Publish your Profile** in order to activate your message center.

### WHAT'S IN IT FOR TMA MEMBERS?



- ✓ Giving your Company the opportunity for 10x business growth
- ✓ Unlimited access to our Hub of Customers
- ✓ Effective Digital Presence of Your Corporation.
- ✓ Cross Business Integration
- ✓ Increased local and International Market Penetration

### WHAT FALCON PROVIDES:



- ✓ User Friendly and 100% Spam free connectivity
- ✓ Your Company's Exclusive Profile Page
- ✓ Dynamic Message Center 100% spam free business queries
- ✓ Automated SEO & Digital web presence
- ✓ Document Tracking through Document Search Portal

To learn more about the system, do watch the zoom conference from the provided link.  
[TMA-B2B Exchange Gateway Zoom Session:](#)

### Important notice

Register your Key contact person details who will be responsible for Falcon registration process. kindly Click | <https://towelassociation.com/>



For 24/7 Customer Support, Click on the Link Below  
<https://myfalconeye.com/support/create>



## **TMA & USAID arrange Free Training Modules for TMA's members**

An initiated was taken in meeting with USAID official to provide state of the art training to the workforce of textile sector. This training program will help industrialists to overcome the various issues pertaining to production, maintenance, health & safety.

The training session will be provided free of cost to the TMA's members on a professional standards and TMA is scheduling the necessary arrangements which will be informed in due course of time.

Training modules are as under:-

S.No.	Training Modules	Trainer	Training hours
1	Occupational Safety and health (OHSAS)	Mr. Arsalan Khan	10
2	Merchandizing	Mr. Muhammad Rafat Kamal Narvi	12
3	Wet Processing's	Mr. Imran Raza	15
4	Environment Performance (Sustainability)	Mr. S.M. Khalid and Miss Erum Abdullah	6
5	Quality Management System	Mr. Muhammad Naveed	6
6	Social Compliance	Mr. Hamid Rasheed	6
7	Chemical Management	Mr. Zaryab Khan	6

Interested Members are requested to please visit at TMA's B2B Exchange Gateway, Message Center or contact through email at [tma@towelassociation.com](mailto:tma@towelassociation.com)



**SMA Rizvi Textile Institute**  
A Joint Project of Ministry of Commerce, Govt. of Pakistan  
and Towel Manufacturers' Association of Pakistan

**ADMISSIONS OPEN**

**4 Years**  
**BS** (Bachelor in Science)  
Textiles (wet-Processing)  
**Affiliated with University of Karachi**  
Eligibility: F.Sc.(Pre-Engineering) / DAE with 50% marks

**Evening Program**  
Timings : 06:00 pm to 09:00 pm (Weekdays) & 10:00 am to 4:30 pm (Sundays)

**3 Years**  
**DAE** (Diploma of Associate Engineer)  
Textile Weaving, Textile Dye. & Printing, Chemical Mechanical, Civil, Electrical & Electronics  
**Affiliated with Sindh Board of Technical Education (SBTE)**  
Eligibility: Metric Science / Technical

**Morning Program**  
Timings : 08:30 am to 01:30 pm (Weekdays)

**4/6 Months**  
**Short Courses**  
Advance Merchandizing, Fashion Designing, Generator Technician, Industrial Electrician, Textile Testing/Quality Control, Textile Wet-Processing, Weaving Loom Operator

**Special Concession For Girls**

**Scholarships available on Merit/need basis**

**Plot # 231, Sector # 23, Road 10,000, Korangi Industrial Area, Karachi.**  
Ph:021-35053277,35076897,0321-3222270 www.smarti.edu.pk , E-mail: sro\_smarti@gmail.com