



The Bulletin

Volume 56 ----- February 2025



For Information & Feedback

TMA House

77-A, SMCHS, Karachi – 74400 (Pakistan)

Phone : (92 21) 34382801-4, Fax : (92 21) 34551628

Email : tma@towelassociation.com

Website : www.towelassociation.com



Table of Contents

S. No.	Detail of Content	Page No.
1	Comparison of Export for the Month of February 2024 & February 2025 (All Textiles) : Source Pakistan Bureau of Statistics	Page 1
2	Comparison of Export Year wise of July-February 2023-24 & July-February 2024-25 (All Textiles) Source Pakistan Bureau of Statistics	Page 2
3	Country wise Comparison of Export of July- February 2023-24 & July-February 2024-25 (Terry Towel Mills Made 6302-6010) TDAP	Page 3-5
4	Country wise Comparison of Export of July- February 2023-24 & July-February 2024-25 (Terry Towel Hand Looms Made 6302-6020) TDAP	Page 6-7
5	Country wise Comparison of Export of July- February 2023-24 & July-February 2024-25 (Other madeups Barmops etc. 6302-6090) TDAP	Page 8-9
6	Region wise Comparison of Export of July- February 2024-25 (Terry Towel Mills Made 6302-6010) TDAP	Page 10-13
7	Region wise Comparison Chart of Export of July- February 2024-25 (Terry Towel Mills Made 6302-6010) TDAP	Page 14
8	Region wise Comparison of Export of July- February 2024-25 (Other madeups Barmops etc. 6302-6090) TDAP	Page 15-16
9	Region wise Comparison Chart of Export of July- February 2024-25 (Other madeups Barmops etc. 6302-6090) TDAP	Page 17
10	TMA initiated Green Pakistan Project with German Importers	Page 18-20



Comparison of Export for the Month of February 2024 & February 2025

S.#	COMMODITIES	UNIT	February 2024			February 2025			Unit Price	Change in Qty	% Change in Qty	Change in Value	% Change in Value
			QTY	VALUE		QTY	VALUE						
				IN US\$ (000')	Unit Price		IN US\$ (000')	Unit Price					
1	Raw Cotton & Cotton Carded OR Combed	M.T.				101	255	2.52					
2	Cotton Yarn	M.T.	30,028	78,482	2.61	19,679	51,424	2.61	-10349	-34.46	-27058	-34.48	
3	Cotton Cloth	TH.SQM.	34,829	173,501	4.98	28,503	148,757	5.22	-6326	-18.16	-24744	-14.26	
4	Cotton Carded OR Combed	M.T.	39	59	1.51								
5	Yarn Other Than Cotton	M.T.	1,072	2,566	2.39	966	2,772	2.87	-106	-9.89	206	8.03	
6	Knitwear	TH.DOZ.	18,250	335,964	18.41	20,642	365,545	17.71	2392	13.11	29581	8.80	
7	Bed Wear	M.T.	41,674	243,823	5.85	41,275	249,607	6.05	-399	-0.96	5784	2.37	
8	Towels	M.T.	19,969	94,542	4.73	20,536	97,367	4.74	567	2.84	2825	2.99	
9	Tent, Canvas & Tarpulin	M.T.	2,099	6,823	3.25	2,364	7,842	3.32	265	12.63	1019	14.93	
10	Readymade Garment	TH.DOZ.	6,305	307,000	48.69	6,555	329,152	50.21	250	3.97	22152	7.22	
11	Art-Silk & Synthetic Textile	TH.SQM.	7,717	33,639	4.36	7,417	34,027	4.59	-300	-3.89	388	1.15	
12	Made-ups (Other Textiles)	-		62,133			62,977						
13	Other Textile Products	-		68,579			63,537						
TOTAL			161,982	1,407,111		148,038	1,413,262						



Comparison of Export Year wise of July-February 2023-24 & July-February 2024-25

S.#	COMMODITIES	UNIT	July-February 2023-2024			July-February 2024-2025			Change in Qty	% Change in Qty	Change in Value	% Change in Value
			QTY	VALUE		QTY	VALUE					
				IN US\$ (000')	Unit Price		IN US\$ (000')	Unit Price				
1	Raw Cotton & Cotton Carded OR Combed	M.T.	30,852	55,752	1.81	433	871	2.01	-30419	-98.60	-54881	-98.44
2	Cotton Yarn	M.T.	279,590	748,307	2.68	179,274	481,654	2.69	-100316	-35.88	-266653	-35.63
3	Cotton Cloth	TH.SQ M.	247,339	1,259,896	5.09	237,785	1,278,484	5.38	-9554	-3.86	18588	1.48
4	Cotton Carded OR Combed	M.T.	372	654		2	2	1.00	-370	-99.46	-652	-99.69
5	Yarn Other Than Cotton	M.T.	8680	24,225	2.79	8,270	23,115	2.80	-410	-4.72	-1110	-4.58
6	Knitwear	TH.DOZ.	157,871	2,903,539	18.39	171,565	3,399,483	19.81	13694	8.67	495944	17.08
7	Bed Wear	M.T.	311,616	1,873,008	6.01	349,119	2,118,501	6.07	37503	12.04	245493	13.11
8	Towels	M.T.	146,364	690,745	4.72	154,977	729,337	4.71	8613	5.88	38592	5.59
9	Tent, Canvas & Tarpulin	M.T.	25,257	77,079	3.05	30,098	91,381	3.04	4841	19.17	14302	18.55
10	Readymade Garment	TH.DOZ.	49,552	2,309,661	46.61	53,912	2,770,308	51.39	4360	8.80	460647	19.94
11	Art-Silk & Synthetic Textile	TH.SQM	54,775	243,361	4.44	57,160	270,826	4.74	2385	4.35	27465	11.29
12	Made-ups (Other Textiles)	-		476,920			523,301					
13	Other Textile Products	-		482,500			496,462					
TOTAL			1,312,268	11,145,647		1,242,595	12,183,725					

Country	Jul/23	Aug/23	Sep/23	Oct/23	Nov/23	Dec/23	Jan/24	Feb/24	Total	Jul/24	Aug/24	Sep/24	Oct/24	Nov/24	Dec/24	Jan/25	Feb/25	Total	Variance +/-
TOTAL	66.39	78.56	76.26	84.59	68.78	80.81	89.52	86.12	631.02	64.16	92.32	83.81	88.25	79.83	83.66	95.20	91.65	678.88	7.58
Belize													0.03857718			0.121095		0.16	#DIV/0!
Cameroon						0.0850727			0.08507268			0.01767393						0.02	-79.22
Korea (South)	0.0189143	0.0062294					0.0199134		0.04505712		0.002516			0.06956266				0.07	59.97
Taiwan/Sep Customs Territory O	0.0567739						0.0576748	0.0831012	0.19754987									0.00	-100.00
Aruba	0.0919407			0.0741944					0.16613512				0.02985652	0.11914373				0.15	-10.31
Djibouti				0.0214999	0.000465				0.02196492						0.000552			0.00	-97.49
Macau, China									0									0.00	#DIV/0!
Uganda									0									0.00	#DIV/0!
Guyana									0									0.00	#DIV/0!
Kyrgyzstan									0									0.00	#DIV/0!
Brunei Darussalam									0									0.00	#DIV/0!
Egypt									0									0.00	#DIV/0!
El Salvador			0.1912344						0.19123436									0.00	-100.00
Hong Kong, china									0								0.00102391	0.00	#DIV/0!
Kazakistan							0.0070448	0.002605	0.0096498									0.00	-100.00
Montenegro									0									0.00	#DIV/0!
Paraguay				0.0765121					0.07651205	0.08331059	0.0990746							0.18	138.37
Russian Fedration									0									0.00	#DIV/0!
Serbia						0.0024696	0.0067217		0.00919128									0.00	-100.00
Sierra Leone									0									0.00	#DIV/0!
Ukrainian						0.0411671			0.04116712									0.00	-100.00
Viet Nam			0.00013						0.00013									0.00	-100.00
Uzbekistan									0.00013							0.00770542		0.01	#DIV/0!
Yemen									0.00013							0.055		0.05	#DIV/0!

HS Code: 63026020	Toilet linen and kitchen linen, of terry towelling or similar terry fabrics of cotton (excluding floorcloths, polishing cloths, dishcloths and dusters): towels of cotton, hand loom																		
	US\$ M																		
Country	Jul/23	Aug/23	Sep/23	Oct/23	Nov/23	Dec/23	Jan/24	Feb/24	Total	Jul/24	Aug/24	Sep/24	Oct/24	Nov/24	Dec/24	Jan/25	Feb/25	Total	Variance +/-
TOTAL	1.00	2.75	1.35	1.79	1.03	1.28	1.52	1.10	11.81	1.87	1.75	1.34	1.18	0.92	1.15	0.69	0.21	9.119911	(22.80)
Poland	0.015525				0.073794	0.228946	0.316986	0.320428	0.9556783	0.4444863	0.4105119	0.3994545	0.3423222	0.2152068	0.2517889	0.1545389	0.0470892	2.2653987	137.05
Hungary					0.092317	0.240586	0.331989	0.138732	0.8036246	0.5186569	0.4741938	0.4258491	0.089619	0.0898678	0.177255	0.0728825	0.0441951	1.8925193	135.50
Sweden									0					0.0133728				0.0133728	#DIV/0!
United Arab Emirates	0.199551	0.699351	0.110818	0.207192	0.066231	0.033344	0.01971	0.0062	1.3423962	0.033305		0.0042			0.0222957	0.0039771		0.0637778	(95.25)
Ghana	0.175	0.173684	0.1904	0.003479	0.337945	0.227505		0.0478	1.1558125	0.29668				0.0857398				0.3824198	(66.91)
Romania						0.131486	0.175418	0.114011	0.4209156	0.1448108	0.1776625	0.1022857	0.0998474	0.1478176	0.178136	0.0697901	0.0456959	0.9660459	129.51
Puerto Rico									0	0.0144996								0.0144996	#DIV/0!
Qatar									0			0.006832						0.006832	#DIV/0!
Saudi Arabia	0.411082	0.474018	0.242345	0.030689	0.050708	0.006426	0.047569	0.0141	1.2769375	0.01125	0.0599309	0.0065369		0.090499				0.1682168	(86.83)
United States	0.003249	0.055978	0.052799	0.01136	0.03011	0.136998	0.33311	0.1521	0.7757047	0.0210225	0.250263	0.1094519	0.0877114	0.1229603	0.2691491	0.1761055	0.0322211	1.0688847	37.80
Malaysia	0.045038	0.223363	0.120561	0.249669	0.08741	0.029794	0.008	0.060178	0.8240124		0.02382	0.0100481	0.0253125			0.0123297	0.0067473	0.0782575	(90.50)
Ivory Coast		0.45925		0.16891					0.62816	0.165702								0.165702	(73.62)
Lesotho		0.159985	0.31955	0.09891					0.578445									0	(100.00)
Senegal		0.12754		0.388465					0.516005									0	(100.00)
Slovenia									0		0.0087908					0.0071001		0.0158909	#DIV/0!
South Africa		0.122395	0.1183	0.24318					0.483875	0.19542								0.19542	(59.61)
United Kingdom	0.005424	0.0001			0.005241	0.158932	0.134121	0.099636	0.4034533	0.0005102	0.1260173	0.103534	0.3213173	0.1151412	0.1561597	0.0073822		0.830062	105.74
Kenya			0.15737		0.15302				0.31039									0	(100.00)
Togo		0.001375	0.001334	0.17108	0.056912				0.230701									0	(100.00)
Nigeria	0.0054			0.17115	0.024375			0.008233	0.2091581									0	(100.00)
Canada	0.047097						0.043156	0.029297	0.1195502				0.0001261			0.0306648	0.00396	0.0347509	(70.93)
Spain						0.026068	0.040039	0.057309	0.1234159	0.0185653	0.1307569	0.0750452	0.0724914	0.0680287	0.020541	0.0861906	0.0341679	0.5057869	309.82
Gambia	0.02268	0.03983			0.030793				0.093303									0	(100.00)
Tanzania	0.001201	0.014882	0.005888						0.021971									0	(100.00)
Italy	0.03358					0.026154			0.0597339			0.0517294	0.0396338			0.0282999		0.1196631	100.33
Oman		0.08848							0.08848									0	(100.00)
Jordan		0.07791							0.07791									0	(100.00)
Singapore				0.03273		0.0305			0.0632294									0	(100.00)
France			0.015154	0.0149	0.003372	0.0027	0.02383		0.0599561		0.0265536				0.0258448	0.023112		0.0755104	25.94
Turkey							0.038417		0.0384165									0	(100.00)
Sri Lanka	0.011452							0.023767	0.0352189									0	(100.00)
Belgium									0									0	#DIV/0!
Denmark								0.011027	0.011027					0.0149279	0.02775	0.0207999		0.0634778	475.66
Netherlands									0									0	#DIV/0!
Kuwait		0.010715	0.012536						0.0232512									0	(100.00)
Croatia	0.021101								0.0211005									0	(100.00)
Hong Kong		0.01344			0.00707				0.02051									0	(100.00)
Georgia					0.0084	0.001755			0.010155									0	(100.00)
Greece									0									0	#DIV/0!
Azerbaijan		0.006693							0.0066934									0	(100.00)
Hong Kong, china									0						0.0111485			0.0111485	#DIV/0!
Ireland								0.014945	0.0149454			0.0297556			0.0123661			0.0421217	181.84
Mozambique							0.005		0.005					0.0386696				0.0386696	673.39
Germany		0.002491							0.0024908	0.0031551	0.0192877							0.0224429	801.02
Somalia							0.000909		0.000909									0	(100.00)
Switzerland									0									0	#DIV/0!
									0									0	#VALUE!
									0									0	(100.00)

Country	Jul/23	Aug/23	Sep/23	Oct/23	Nov/23	Dec/23	Jan/24	Feb/24	Total	Jul/24	Aug/24	Sep/24	Oct/24	Nov/24	Dec/24	Jan/25	Feb/25	Total	Variance +/-
TOTAL	1.00	2.75	1.35	1.79	1.03	1.28	1.52	1.10	11.81	1.87	1.75	1.34	1.18	0.92	1.15	0.69	0.21	9.119911	(22.80)
Djibouti					0.00045				0.00045									0	(100.00)
Mexico		0.000357							0.000357									0	(100.00)
Lithuania									0			0.0142798						0.0142798	#DIV/0!
Mauritius									0		0.0452375							0.0452375	#DIV/0!
Australia									0				0.0194429	0.0000645		1.481E-05		0.0195222	#DIV/0!
Chile									0									0	#DIV/0!
Czech Republic									0									0	#DIV/0!
Reunion									0									0	#DIV/0!
Saint Lucia									0									0	#DIV/0!

HS Code: 63026090																			
Toilet linen and kitchen linen, of terry towelling or similar terry fabrics of cotton (excluding floorcloths, polishing cloths, dishcloths and dusters): other																			
US\$ M																			
Country	Jul/23	Aug/23	Sep/23	Oct/23	Nov/23	Dec/23	Jan/24	Feb/24	Total	Jul/24	Aug/24	Sep/24	Oct/24	Nov/24	Dec/24	Jan/25	Feb/25	Total	Variance +/-
TOTAL	4.94	6.91	5.89	6.38	5.10	5.20	4.74	7.22	46.38	4.08	6.64	5.36	5.72	4.57	3.51	6.07	5.58	41.52	(10.47)
United States	1.283572	2.118429	1.460078	2.630485	2.297531	2.443045	1.903612	3.594552	17.731303	1.58	2.64	2.18	2.89	1.88	1.47	1.96	1.41	16.01	(9.70)
France	1.654316	1.507925	0.587081	0.262238	0.35462	0.638306	0.424578	0.769382	6.1984464	0.1286757	0.5623614	0.5629033	0.2237435	0.6064881	0.3910693	0.6752192	0.6650207	3.82	(38.44)
Netherlands	0.403438	0.749308	1.820155	0.791729	0.351068	0.293142	0.318178	0.391561	5.1185788	0.29	0.40	0.38	0.38	0.18	0.39	0.39	0.75	3.16	(38.24)
United Kingdom	0.37981	0.661105	0.18666	0.560855	0.430336	0.407544	0.803067	0.40487	3.8342476	0.4215817	0.4233016	0.2306657	0.4599181	0.3866004	0.2702047	0.7711471	0.5666127	3.53	(7.93)
Germany	0.313832	0.562066	0.286607	0.406161	0.333203	0.415449	0.477587	0.432394	3.2272983	0.615992	0.4414819	0.5927213	0.6649818	0.3650423	0.116523	0.2497423	0.6347712	3.68	14.07
Italy	0.107149	0.400323	0.369433	0.286633	0.186351	0.346125	0.215272	0.543825	2.4551113	0.2860939	0.3251369	0.413734	0.1220038	0.0835838	0.1831887	0.2867091	0.3059455	2.01	(18.28)
South Africa	0.321823	0.0698	0.444909	0.175888		0.175888		0.316599	1.3898432	0.000908	0.4220255	0.1618698	0.002478	0.0744935	0.1629474		0.077661	0.90	(35.07)
Spain	0.076129	0.284931	0.12205	0.052496	0.006036	0.024793	0.173784	0.106388	0.8466073	0.1631002	0.2130391	0.0266059	0.1393076	0.2887085	0.0504241	0.1673137	0.1228485	1.17	38.36
Poland	0.031396	0.063227	0.00254	0.135838	0.360363				0.593364	0.0170198		0.0379026				0.1516328	0.2538954	0.46	(22.40)
Belgium	0.030956	0.01025	0.044963	0.181564	0.026491	0.078144	0.020161	0.040477	0.4330065	0.0554785	0.051186	0.1298685	0.0594815	0.0716498	0.0568677	0.1450534	0.0578256	0.63	44.90
Greece	0.026157	0.05624	0.057808	0.00459	0.012511	0.086751		0.094595	0.3386513		0.0167942	0.0312108	0.0896843	0.0456062	0.1685875	0.3209907	0.1870497	0.86	153.93
United Arab Emirates	0.054764	0.078393	0.028047	0.064609	0.03924	0.058797	0.023075	0.051103	0.3980276	0.103988	0.1611075	0.0142787	0.0420595	0.0396366	0.0431895	0.0681252	0.0173202	0.49	23.03
Portugal				0.042582	0.037069		0.09175	0.05489	0.2262916	0.089622	0.095421	0.0435312	0.1468699	0.1483802	0.0243115	0.2601587	0.1102228	0.92	305.90
Hungary			0.058455	0.101311	0.210281	0.029914	0.001181		0.4011412				0.0393728		0.0280799	0.0550079		0.12	(69.47)
Romania	0.069847	0.051661	0.02718	0.094513	0.188387	0.007588			0.4391748				0.0212784			0.0226139	0.0358224	0.08	(81.85)
Malaysia	0.066947	0.051906	0.072286	0.04743	0.017032	0.025115	0.015965	0.050479	0.3471593	0.0584802	0.1308656	0.0451618	0.0169303		0.0063505	0.02776		0.29	(17.75)
Kuwait		0.016847	0.006342	0.059968	0.050325	0.010283	0.001162	0.055051	0.1999771		0.0231927	0.0036518	0.0046002	0.005604	0.0075773	0.0579888	0.0208804	0.12	(38.25)
Denmark	0.008364	0.008364	0.005528	0.004301	0.013353	0.055845	0.184888	0.004137	0.2847782	0.01225	0.0140185	0.0111725	0.009399		0.0467	0.094305	0.1080013	0.30	3.89
Kazakhstan									0						0.0079584			0.01	#DIV/0!
Kenya	0.017117	0.028612	0.089537	0.094368	0.018004			0.03116	0.2787969		0.01679					0.017		0.06	(79.58)
Philippines									0					0.032799				0.03	#DIV/0!
Puerto Rico				0.069671		0.031389			0.1010592			0.0807849	0.0773619			0.0775256		0.24	133.20
Panama	0.008293	0.041096	0.040321	0.106744	0.008253			0.010329	0.2150355				0.0060719					0.01	(97.18)
Czech Republic		0.000472		0.036005			0.016671	0.049942	0.1030893			0.001436	0.0471181		0.0321149	0.0050099		0.09	(16.89)
Ireland	0.026566	0.02496	0.022162	0.033283		0.009133	0.036819		0.1529227		0.0209826			0.0213598			0.001331	0.04	(71.44)
Croatia		0.014231	0.003991	0.001797		0.022088	0.023583	0.032237	0.0979264			0.0403596		0.0201584		0.0293892	0.0134965	0.10	5.59
Canada	0.020027	0.008877	0.015768		7.01E-05	0.014413	0.004454	0.011431	0.0750398	0.172723	0.051566	0.120202	0.0410206	0.0355115	0.0050736	0.03276	0.0267457	0.49	547.13
Saudi Arabia		0.016608	0.000598		0.032209	0.00018	0.031095	0.011036	0.0917243		0.0170328	0.00146	0.0243975		0.0325199			0.08	(17.79)
Sweden				0.017619					0.0176189			0.0227932			0.0123814	0.0187777	0.0731213	0.13	621.23
Cyprus	0.010204	0.030631	0.015525	0.018707	0.00363	0.001826	0.000857	0.003743	0.0851231		0.005566			0.0049919	5.74E-05	0.0022176	0.012685	0.03	(70.02)
Norway	0.00649	0.013171	0.036302	0.022658	0.031648	0.004788	0.001955		0.1170119		0.0093531		0.0072509		0.0013	0.0109392		0.03	(75.35)
Malta				0.054572				0.060082	0.1146543									0.00	(100.00)
Australia		0.003763	0.00348	0.019604	0.005888	0.008172		0.012101	0.053008	0.0116432	0.0402607	0.0053008	0.1144742	0.1028301	0.00648	0.01392	0.015335	0.31	485.28
Slovenia					0.062266				0.0622656					0.0269942		0.0153164		0.04	(32.05)
Azerbaijan	0.01411	0.014763		0.0154					0.044273									0.00	(100.00)
Ecuador									0		0.0501707							0.05	#DIV/0!
Slovakia								0.028248	0.0282482						0.0239443	0.0066508		0.03	8.31
Mozambique									0	0.020564								0.02	#DIV/0!
New Zealand	0.007311	0.005349	0.005407	0.016119					0.0341846					0.0049594	0.003691			0.01	(74.70)
Sri Lanka			0.02869	0.010131			0.008926		0.0477473	0.0046254			0.042475					0.05	(1.35)
Saint Lucia						0.038982			0.0389822									0.00	(100.00)
Kingdom Of Bahrain					0.018943				0.0189433							0.01485		0.01	(21.61)
Latvia									0					0.003824				0.00	#DIV/0!
Qatar						0.003007			0.0030072		0.0024365						0.0010431	0.00	15.71
Mauritius		0.00356		0.000586		0.00792			0.0120659			0.0052857	0.00226	0.069785	0.00065			0.08	546.29
Finland								0.004629	0.0046285									0.00	(100.00)
Oman	0.000891		0.017193		0.00499				0.0230733		0.0082431	0.0140083		0.0241058	0.0215155	0.0172315		0.09	268.84
Brazil			0.0065						0.0065					0.0149352		0.0072705		0.02	241.63
Turkey			0.016494						0.016494									0.00	(100.00)
Colombia				0.015536					0.0155361									0.00	(100.00)
Papua New Guinea									0							4.512E-05		0.00	#DIV/0!
Argentina									0			0.013999			0.0252597			0.04	#DIV/0!
									0									0.00	#VALUE!
									Page # 8									0.00	#DIV/0!

Country	Jul/23	Aug/23	Sep/23	Oct/23	Nov/23	Dec/23	Jan/24	Feb/24	Total	Jul/24	Aug/24	Sep/24	Oct/24	Nov/24	Dec/24	Jan/25	Feb/25	Total	Variance +/-
TOTAL	4.94	6.91	5.89	6.38	5.10	5.20	4.74	7.22	46.38	4.08	6.64	5.36	5.72	4.57	3.51	6.07	5.58	41.52	(10.47)
Austria									0							0.061288		0.06	#DIV/0!
Costa Rica									0				0.0025871					0.00	#DIV/0!
Trinidad And Tobago						0.01323			0.01323									0.00	(100.00)
Mexico									0					0.0120293				0.01	#DIV/0!
Morocco		0.010749							0.0107492					0.0006				0.00	(94.42)
Angola								0.008394	0.0083944									0.00	(100.00)
Ghana								0.006175	0.006175	0.00384	0.183865	0.18265				0.023373		0.39	6276.16
Maldives			0.003532	0.000953					0.0044841									0.00	(100.00)
Uruguay						0.004284			0.0042838									0.00	(100.00)
Estonia								0.003918	0.003918					0.0010593				0.00	(72.96)
Afghanistan	0.000187	5.5E-05				0.001			0.001242	0.00025		0.00166		0.0001			0.000196	0.00	77.62
Senegal									0		0.2568594		0.0122879	0.0100799		0.0423263		0.32	#DIV/0!
Singapore				0.001782					0.001782	0.006653								0.01	273.35
Somalia	0.001518							0.000604	0.0021217									0.00	(100.00)
Nigeria									0									0.00	#DIV/0!
Reunion									0									0.00	#DIV/0!
Lithuania		0.001664							0.001664	0.0344168	0.0586691	0.003343	0.0027555					0.10	5860.61
Guadeloupe									0						0.0041764			0.00	#DIV/0!
Jordan				0.00036					0.00036					3.999E-05				0.00	(88.89)
Albania									0									0.00	#DIV/0!
Algeria									0									0.00	#DIV/0!
Bulgaria									0									0.00	#DIV/0!
Cambodia									0									0.00	#DIV/0!
Chile									0									0.00	#DIV/0!
Dominican Republic									0									0.00	#DIV/0!
El Salvador									0									0.00	#DIV/0!
Fiji									0									0.00	#DIV/0!
Georgia									0									0.00	#DIV/0!
Hong Kong									0									0.00	#DIV/0!
Japan									0								7.875E-05	0.00	#DIV/0!
Lebanon									0									0.00	#DIV/0!
Slovak Republic									0									0.00	#DIV/0!
Switzerland									0			0.002322	0.000402	0.0014067				0.00	#DIV/0!
Tanzania									0									0.00	#DIV/0!
Venezuela									0									0.00	#DIV/0!
Viet Nam									0									0.00	#DIV/0!
Thailand									0	0.00027								0.00	#DIV/0!
Uzbekistan									0							0.0015		0.00	#DIV/0!

HS Code 63026010		Toilet linen and kitchen linen, of terry towelling or similar terry fabrics of cotton (excluding								
		US\$ M								
63026010	Region	Jul-24	Aug-24	Sep-24	Oct-24	Nov-24	Dec-24	Jan-25	Feb-25	Total
United States	USA	24.03	35.62	26.62	34.79	28.52	26.04	29.22	28.85	233.6912
United Kingdom	EU	4.86	8.76	9.41	9.39	8.86	11.45	9.64	9.33	71.69681
Netherlands	EU	4.85	7.82	7.33	8.59	7.64	9.29	9.68	8.19	63.39478
Italy	EU	3.23	4.48	4.89	4.13	2.99	3.75	7.85	7.70	39.02192
Spain	EU	4.04	4.39	4.36	4.70	4.34	4.12	7.31	6.88	40.15096
France	EU	1.64	2.43	3.32	1.84	3.13	3.36	3.81	4.68	24.20532
Germany	EU	4.14	2.90	4.54	3.14	3.87	3.61	4.34	4.48	31.02633
Greece	EU	1.43	1.64	1.60	0.82	2.22	0.98	2.32	2.77	13.77921
Poland	EU	1.81	2.82	2.47	2.06	2.08	2.28	2.15	2.51	18.17585
Belgium	EU	0.85	1.77	1.45	1.31	1.30	1.20	1.21	1.84	10.91987
Canada	USA	0.63	1.56	1.02	1.54	0.92	0.88	0.97	1.33	8.855273
United Arab Emirates	MIDDLE EAST	1.51	1.92	1.79	1.64	1.24	1.68	1.92	1.22	12.9183
South Africa	AFRICA	1.05	1.21	1.67	1.17	1.22	1.46	1.12	0.96	9.87424
Ireland	EU	0.69	1.40	0.87	0.70	1.04	0.86	0.87	0.94	7.368229
Portugal	EU	0.11	0.40	0.24	0.27	0.48	0.56	0.83	0.75	3.64149
Ghana	AFRICA	0.01	1.47	0.45	0.77	0.61	0.99	0.66	0.70	5.657896
Romania	EU	1.056199	0.731434	1.146547	1.215067	0.880407	0.57329	1.321722	0.617801	7.542469
Saudi Arabia	MIDDLE EAST	0.261929	0.86247	1.192361	0.819475	0.772746	0.531726	0.601254	0.573698	5.615659
Croatia	EU	0.232759	0.185479	0.267121	0.290408	0.571584	0.904396	0.515892	0.568418	3.536057
Malaysia	ASIA	0.299929	0.400717	0.531789	0.665626	0.443468	0.53352	0.356939	0.521706	3.753693
Denmark	EU	0.874205	0.677436	0.891429	0.584456	0.464415	0.883956	0.786179	0.493576	5.655652
Australia	AUTRALIA	0.430384	0.620184	0.73045	0.908188	0.740578	0.416604	0.453221	0.477398	4.777007
Slovenia	EU	0.475137	0.603259	0.697677	0.330778	0.470097	0.733521	1.223442	0.468023	5.001935
Norway	EU	0.283802	0.358533	0.391398	0.301201	0.208087	0.524197	0.490674	0.385793	2.943686
Sweden	EU	0.484915	0.469246	0.444656	0.297062	0.314209	0.360751	0.328294	0.385721	3.084853
Brazil	USA	0.492514	1.173223	0.473182	0.53742	0.395513	0.164255	0.21686	0.335384	3.788351
Bulgaria	EU	0.14919	0.387914	0.311259	0.179974	0.430254	0.314445	0.4317	0.324589	2.529323
New Zealand	AUTRALIA	0.391801	0.296093	0.393272	0.324888	0.204779	0.272705	0.15941	0.304818	2.347764
Cyprus	ASIA	0.13475	0.117721	0.028559	0.192093	0.053045	0.16096	0.152162	0.283072	1.122361
Lithuania	EU	0.155547	0.097283	0.102137	0.070004	0.069142	0.131792	0.140908	0.266762	1.033574
Tanzania, United Republic Of	AFRICA	0.034168	0.202194	0.402061	0.330103	0.272225	0.597703	0.043118	0.227495	2.109068
Mauritius	AFRICA	0.00845	0.065599	0.123349	0.04656	0.122534	0.003	0.054685	0.186165	0.610342
Panama	USA	0.107257	0.151315	0.154688	0.487151	0.214924	0.182387	0.427969	0.156267	1.881958

		US\$ M								
63026010	Region	Jul-24	Aug-24	Sep-24	Oct-24	Nov-24	Dec-24	Jan-25	Feb-25	Total
Philippines	ASIA	0.15212	0.299822	0.13596	0.313833		0.178855	0.149989	0.145152	1.37573
Hungary	EU	0.346691	0.322478	0.276369	0.474168	0.140787	0.305413	0.348123	0.12851	2.342537
Albania	EU			0.047714	0.052653		0.032985		0.127267	0.260619
Austria	EU	0.039412	0.135589	0.101681	0.067684	0.058763	0.096988	0.081419	0.114269	0.695807
Kuwait	MIDDLE EAST	0.021814	0.061569	0.114403	0.094233	0.228465	0.068235	0.072053	0.110695	0.771466
Colombia	USA		0.198144	0.053727			0.121302		0.098197	0.47137
Nigeria	AFRICA	0.130368	0.173629	0.089234	0.182031	0.188379	0.101642	0.198167	0.09077	1.154218
Mexico	USA	0.721688	0.396919	0.382786	0.344212	0.238368	0.37248	0.332966	0.089998	2.879416
Lebanon	MIDDLE EAST								0.081785	0.081785
Chile	USA	0.404935	0.283675	0.297431	0.098562	0.225064	0.109001	0.110328	0.079113	1.608109
Malta	EU	0.183515	0.087438	0.01254	0.074109	0.029308	0.066018	0.186826	0.078906	0.71866
Latvia	EU	0.031235	0.020646		0.062534	0.034906	0.027231	0.023015	0.077645	0.277212
Sri Lanka	ASIA	0.092577		0.046219	0.085971	0.05087	0.217497	0.105582	0.073078	0.671795
Reunion	AFRICA	0.071891	0.061237	0.060365	0.111967	0.035831	0.065503	0.063709	0.067515	0.538018
Ecuador	USA		0.026628	0.040442			0.065124		0.056463	0.188656
Singapore	ASIA	0.004616	0.104755	0.098745	0.003558	0.032626	0.068776	0.033394	0.054862	0.401333
Japan	ASIA	0.085474	0.028396	0.107469	0.053411	0.040253	0.087606	0.099243	0.051813	0.553665
Honduras	USA			0.053261					0.046383	0.099644
Uruguay	USA	0.039669	0.054739	0.023645	0.041409		0.03358	0.049038	0.04382	0.285899
Qatar	MIDDLE EAST	0.049965	0.014157	0.032081	0.049479	0.013675	0.068238	0.094653	0.043239	0.365486
Senegal	AFRICA	0.094853	0.591911	0.171795	0.405051	0.139999	0.473591	0.307739	0.040164	2.225103
Finland	EU		0.126069	0.130579		0.040068	0.044921	0.024462	0.037001	0.403099
Kazakhstan	ASIA	0.006	0.007124	0.009367				0.065536	0.032543	0.120569
French Polynesia	OCEANIC							0.10853	0.026642	0.135172
Togo	AFRICA				0.02625		0.052553	0.004493	0.026159	0.109454
Jordan	AFRICA		0.00615	0.08563	0.055627	0.042909	0.158953	0.011353	0.024431	0.385053
Guadeloupe	EU						0.013894		0.018136	0.03203
Mozambique	AFRICA	0.064043	0.049995		0.004612	0.022677	0.031997	0.036493	0.012409	0.222226
Seychelles	AFRICA							0.012792	0.010816	0.023608
Oman	MIDDLE EAST	0.031426	0.126383	0.037225	0.073038		0.030302		0.01079	0.309163
Kenya	AFRICA	0.270911	0.318371	0.263459	0.264589	0.476869	0.051993	0.184594	0.007645	1.83843
Turkey	ASIA	0.104568	0.220981	0.055519	0.042116		0.004203	0.00499	0.005418	0.437795
Peru	USA					0.032435	0.00426	0.060622	0.004982	0.102298
Algeria	AFRICA	0.036406		0.184912	0.05526	0.030023		0.039353	0.00462	0.350573

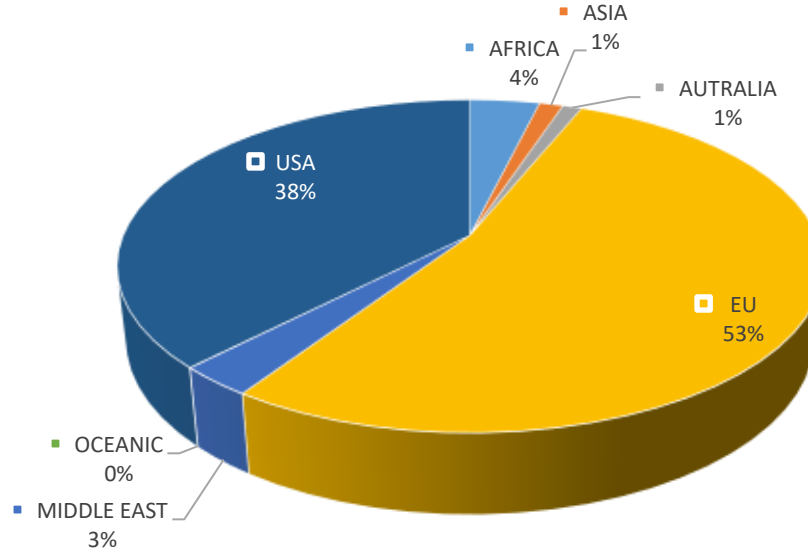
		US\$ M								
63026010	Region	Jul-24	Aug-24	Sep-24	Oct-24	Nov-24	Dec-24	Jan-25	Feb-25	Total
Angola	AFRICA					0.023007			0.00445	0.027457
Afghanistan	ASIA	0.003595	0.00135	0.003395	0.004595	0.003627	0.005211	0.003547	0.001729	0.02705
Hong Kong, china	ASIA								0.001024	0.001024
Argentina	USA			0.005712	0.044273		0.041132			0.091117
Aruba	EU				0.029857	0.119144				0.149
Bahrain/Kingdom Of Bahrain	ASIA	0.009614	0.013054	0.008988	0.012005	0.008584	0.019952			0.072197
Barbados	AFRICA		0.009457					0.002988		0.012445
Belize	USA				0.038577			0.121095		0.159672
Cameroon	AFRICA			0.017674						0.017674
China	ASIA	0.000592	0.000203		0.056367	0.058165				0.115327
Congo, Democratic Republic Of	AFRICA	0.00072		0.000295						0.001015
Costa Rica	USA	0.161012		0.02478	0.172875		0.120672			0.479338
Curacao	EU				0.009					0.009
Czech Republic	EU	0.024781	0.151947	0.145026	0.075645	0.07114	0.262372	0.028337		0.759247
Djibouti	AFRICA						0.000552			0.000552
Dominica	AFRICA		0.019703							0.019703
Dominican Republic	USA		0.134221	0.024494	0.050243	0.12907	0.020764	0.167575		0.526368
Estonia	EU		0.039403	0.039117	0.027243	0.052247	0.133589	0.061857		0.353455
Fiji	OCEANIC			0.057577						0.057577
Gabon	USA	0.085636					0.216587			0.302223
Gambia	AFRICA	0.004825		0.039272			0.009246			0.053344
Georgia	EU	0.009719		0.08001				0.033882		0.123611
Guatemala	USA			0.044353	0.08557					0.129923
Guinea	AFRICA		0.035874		0.009499					0.045373
Hong Kong	ASIA	0.026902		0.00752						0.034422
Indonesia	ASIA					0.002148				0.002148
Iraq	MIDDLE EAST					0.023289				0.023289
Ivory Coast / Cote D'Ivoire	AFRICA			0.065679						0.065679
Jamaica	AFRICA						0.02905			0.02905
Korea (South)	ASIA		0.002516			0.069563				0.072079
Madagascar	AFRICA		0.00012	0.014357		0.010409	0.016071			0.040957
Malawi	AFRICA					0.07				0.07
Maldives	ASIA	0.002495			2.4E-06		0.011548			0.014045
Martinique	EU				0.044318					0.044318

		US\$ M								
63026010	Region	Jul-24	Aug-24	Sep-24	Oct-24	Nov-24	Dec-24	Jan-25	Feb-25	Total
Morocco	AFRICA	0.001341	0.054328					0.100093		0.155762
New Caledonia	OCEANIC							0.017202		0.017202
Nicaragua	AFRICA				0.02667					0.02667
Papua New Guinea	AFRICA				0.054522					0.054522
Paraguay	AFRICA	0.083311	0.099075							0.182385
Puerto Rico	USA		0.037105							0.037105
Slovakia	EU	0.002437	0.016761			0.001135		0.193231		0.213565
Switzerland	EU	0.000183	0.00099	0.010266	0.03475	0.003645				0.049834
Uzbekistan	ASIA							0.007705		0.007705
Yemen	MIDDLE EAST							0.055		0.055
										678.8768

Export HS CODE:6302.6010	
Jul-24 to Feb-25	
Region	US\$ M
AFRICA	25.90081602
ASIA	8.782938072
AUTRALIA	7.124771404
EU	361.1403136
MIDDLE EAST	20.14015291
OCEANIC	0.209951519
USA	255.5779045
Grand Total	678.876848

US\$ M

Export HS Code 63026010
Terry Towels
Jul-Fb25

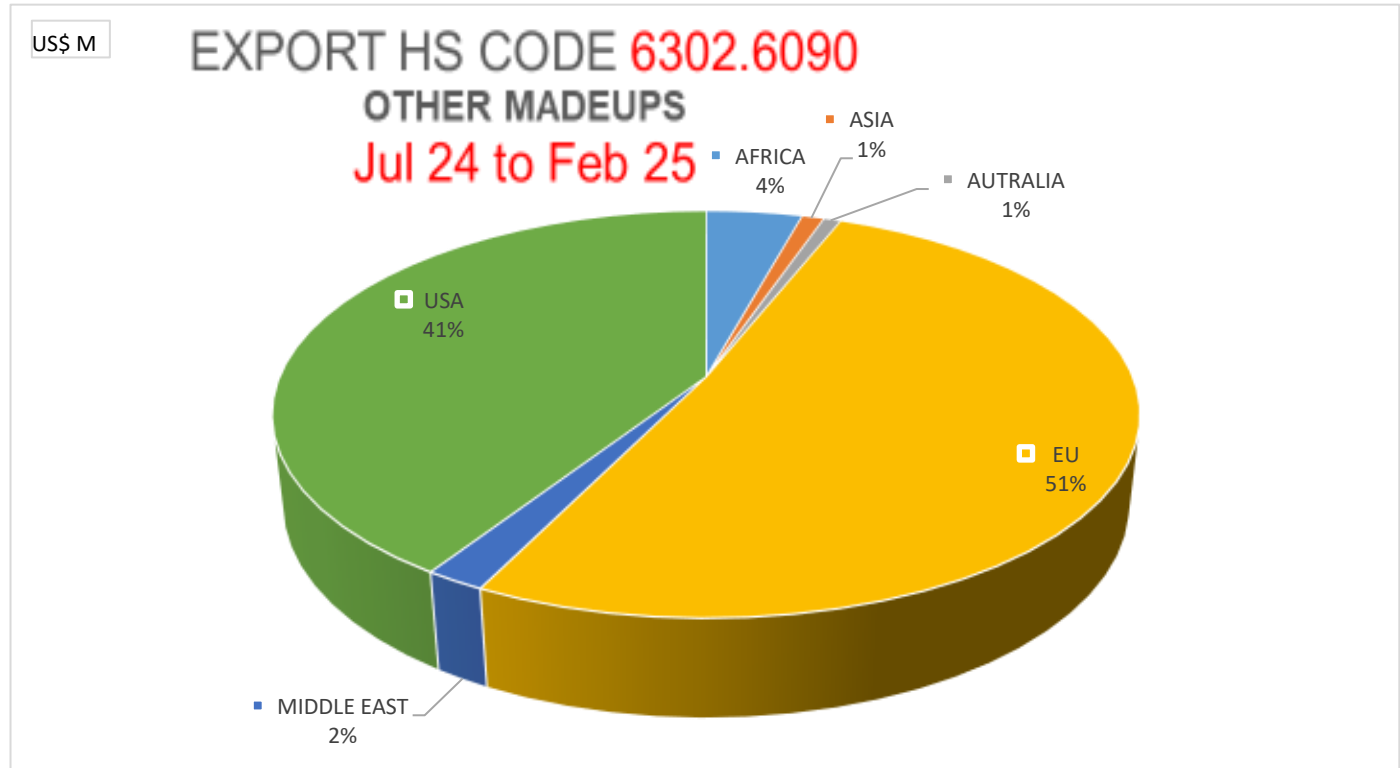


HS Code 63026090		Toilet linen and kitchen linen, of terry towelling or similar terry fabrics of cotton (excluding floorcloths, polishing cloths,								
		US\$ M								
Country	Region	Jul-24	Aug-24	Sep-24	Oct-24	Nov-24	Dec-24	Jan-25	Feb-25	Total
United States	USA	1.58	2.64	2.18	2.89	1.88	1.47	1.96	1.41	16.01068
Netherlands	EU	0.29	0.40	0.38	0.38	0.18	0.39	0.39	0.75	3.161176
France	EU	0.128675723	0.562361431	0.562903311	0.223743478	0.60648806	0.391069304	0.67521916	0.665021	3.815481
Germany	EU	0.615992036	0.441481895	0.592721317	0.664981818	0.365042295	0.116523033	0.249742314	0.634771	3.681256
United Kingdom	EU	0.421581693	0.423301632	0.230665664	0.459918137	0.38660036	0.270204686	0.771147131	0.566613	3.530032
Italy	EU	0.286093927	0.325136938	0.413734035	0.122003791	0.083583812	0.183188666	0.286709073	0.305946	2.006396
Poland	EU	0.017019785		0.037902646				0.151632824	0.253895	0.460451
Greece	EU		0.01679424	0.031210814	0.089684297	0.045606231	0.168587489	0.320990663	0.18705	0.859923
Spain	EU	0.163100223	0.213039102	0.026605874	0.139307577	0.28870846	0.050424131	0.167313692	0.122849	1.171348
Portugal	EU	0.089621954	0.095420955	0.043531204	0.146869919	0.148380245	0.024311516	0.260158675	0.110223	0.918517
Denmark	EU	0.01225003	0.014018539	0.01117252	0.009398952		0.046699972	0.094304959	0.108001	0.295846
South Africa	AFRICA	0.000908	0.422025499	0.1618698	0.002478	0.07449355	0.162947423		0.077661	0.902383
Sweden	EU			0.022793168			0.012381393	0.018777693	0.073121	0.127074
Belgium	EU	0.055478474	0.051185987	0.129868547	0.059481497	0.071649782	0.056867702	0.145053447	0.057826	0.627411
Hungary	EU				0.0393728			0.028079914	0.055008	0.122461
Romania	EU				0.021278399			0.022613909	0.035822	0.079715
Malaysia	ASIA	0.058480189	0.130865623	0.04516183	0.016930326			0.006350482	0.02776	0.285548
Canada	USA	0.172723047	0.051565963	0.120201967	0.041020579	0.035511468	0.005073553	0.032759997	0.026746	0.485602
Kuwait	MIDDLE EAST		0.023192707	0.003651848	0.00460024	0.005604029	0.007577325	0.057988767	0.02088	0.123495
United Arab Emirates	MIDDLE EAST	0.103987982	0.161107465	0.014278736	0.04205952	0.039636588	0.043189519	0.068125171	0.01732	0.489705
Australia	AUTRALIA	0.011643182	0.040260717	0.0053008	0.114474199	0.102830137	0.00648	0.01392	0.015335	0.310244
Bahrain	MIDDLE EAST								0.01485	0.01485
Croatia	EU			0.040359586		0.020158353		0.029389214	0.013496	0.103404
Cyprus	ASIA		0.005565997			0.004991922	5.73997E-05	0.002217616	0.012685	0.025518
Norway	EU		0.009353126		0.007250877			0.001299995	0.010939	0.028843
Slovakia	EU							0.023944329	0.006651	0.030595
Ireland	EU		0.020982581			0.021359765			0.001331	0.043673
Qatar	MIDDLE EAST		0.002436456						0.001043	0.00348
Afghanistan	ASIA	0.00025		0.001660005		0.0001			0.000196	0.002206
Japan	ASIA								7.88E-05	7.88E-05
Papua New Guinea	AFRICA								4.51E-05	4.51E-05
Argentina	USA			0.013999002				0.025259651		0.039259
Austria	EU							0.06128801		0.061288
Brazil	USA					0.014935174		0.0072705		0.022206
Costa Rica	USA				0.002587077					0.002587
Czech Republic	USA			0.001435984	0.047118144		0.03211488	0.005009944		0.085679
					Page # 15					

Country	Region	Jul-24	Aug-24	Sep-24	Oct-24	Nov-24	Dec-24	Jan-25	Feb-25	Total
United States	USA	1.58	2.64	2.18	2.89	1.88	1.47	1.96	1.41	16.01068
Ecuador	USA		0.050170707							0.050171
Estonia	EU					0.001059313				0.001059
Ghana	AFRICA	0.00384	0.183865	0.18265				0.023373		0.393728
Guadeloupe	EU						0.004176424			0.004176
Jordan	AFRICA					3.99945E-05				4E-05
Kazakhstan	ASIA						0.00795844			0.007958
Kenya	AFRICA		0.01679		0.02314062			0.017		0.056931
Latvia	EU					0.003823999				0.003824
Lithuania	EU	0.034416754	0.058669085	0.003342993	0.002755497					0.099184
Mauritius	AFRICA			0.005285708	0.00225995	0.06978495	0.000649992			0.077981
Mexico	USA					0.012029279				0.012029
Morocco	AFRICA					0.0006				0.0006
Mozambique	AFRICA	0.020564								0.020564
New Zealand	AUTRALIA					0.004959438	0.003690958			0.00865
Oman	MIDDLE EAST		0.008243102	0.01400831		0.02410576	0.021515463	0.0172315		0.085104
Panama	USA				0.006071882					0.006072
Philippines	ASIA					0.032799				0.032799
Puerto Rico	USA			0.080784851	0.077361875			0.077525551		0.235672
Saudi Arabia	MIDDLE EAST		0.0170328	0.001459953	0.024397533		0.032519912			0.07541
Senegal	AFRICA		0.25685935		0.012287942	0.010079936		0.042326304		0.321554
Singapore	ASIA	0.006653038								0.006653
Slovenia	EU					0.026994181		0.015316414		0.042311
Sri Lanka	ASIA	0.004625414			0.042475					0.0471
Switzerland	EU			0.002322001	0.000401988	0.001406723				0.004131
Thailand	ASIA		0.00027							0.00027
Uzbekistan	ASIA							0.0015		0.0015

Export HS CODE:6302.6090
Jul-24 to Feb-25

Region	US\$ M
AFRICA	1.773825089
ASIA	0.409632009
AUTRALIA	0.318894465
EU	21.27957444
MIDDLE EAST	0.792044363
USA	16.94995684
Grand Total	41.52392721





TMA initiated Green Pakistan Project with German Importers

Towel Manufacturers Association of Pakistan provided exciting opportunities for Business Expansion in the EU and Germany and signed a Memorandum of Understanding (MOU) with the German Importers Association (GIA), which represents over 300 esteemed members. This partnership is an incredible opportunity for our members to expand their businesses in the European Union and Germany.

Key Highlights of This Initiative:

Comprehensive Training Program: GIA is offering a specialized training program for TMA staff, designed to equip factory owners with the skills and knowledge needed to seize this opportunity effectively.

Registration Process: (FREE OF COST)

Please use registration link to get registered.

https://docs.google.com/forms/d/e/1FAIpQLSdaCzJHLOquGJWimyWd7ljlw_gk4yR-XWcPzl_8wRzltxARKQ/viewform?usp=header

Participation is limited to 50 companies, so early submission is essential.
The deadline for submitting forms is March 29, 2025.

Exclusive Membership Perks:

Participating companies will automatically gain enrollment with GIA, providing direct access to a broader network of business opportunities.

We strongly encourage all members to take advantage of this exceptional opportunity to expand their global footprint. For any queries or further information, please do not hesitate to reach out to our office.



MOU signing ceremony between TMA and German Importers Association. Mr. Tahir Jahangir Former Chairman TMA present on the occasion



Mr. Tahir Jahangir Former Chairman TMA, Ms. Bettina Muller, (Project Director, SEQUA) addressing on the MOU signing ceremony



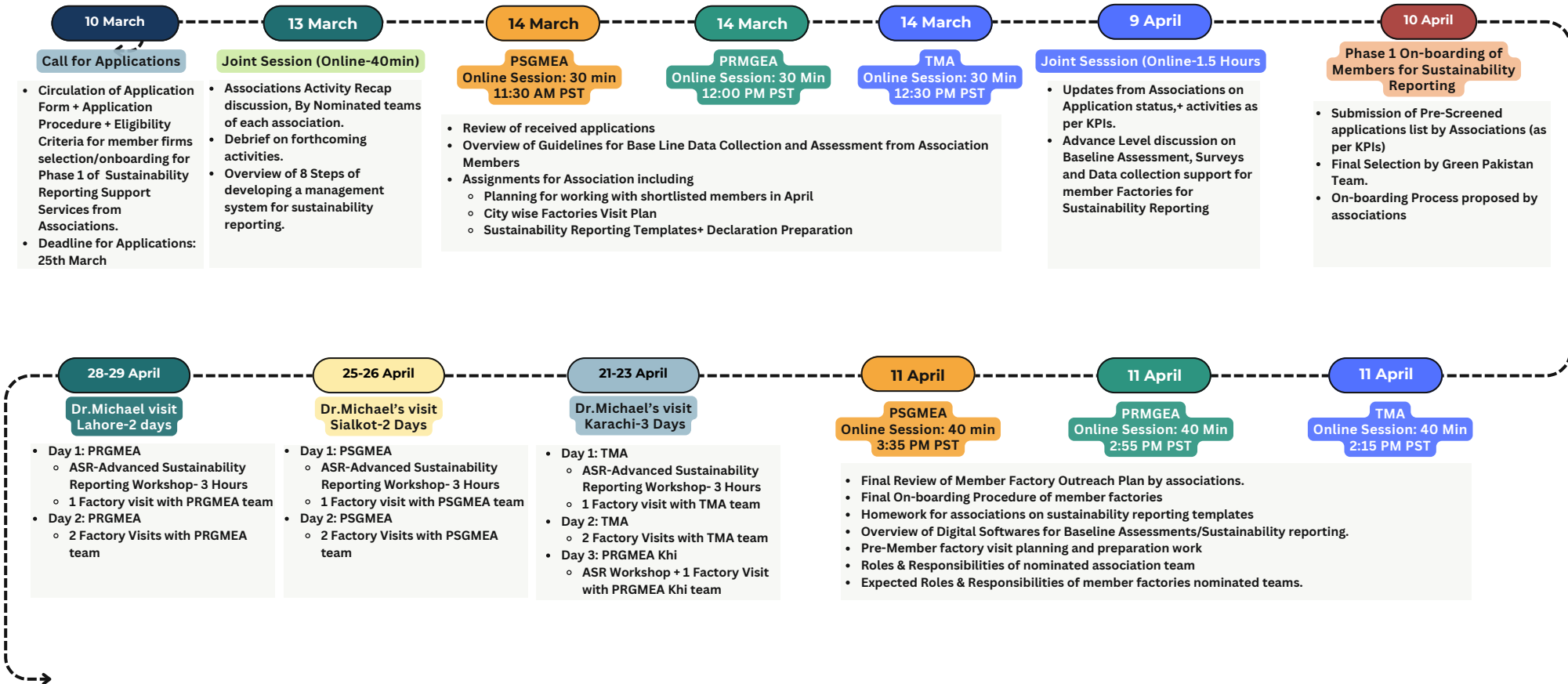
Mr. Muzzammil Husain sharing viewpoints on Green Pakistan Project between TMA & German Importers Association



Mr. Sarim Mehmood, Dr. Michael delivers 1st day training session at TMA

GREEN PAKISTAN PROJECT

ACTIVITY ROADMAP (REVISED) (March-April 2025)





SMA RIZVI TEXTILE INSTITUTE
Career in Textile & Other Industrial Sectors



**ADMISSION
2023-24**

DAE DIPLOMA OF
ASSOCIATE
ENGINEER
3 YEARS PROGRAM

- Recognized by Sindh Board of Technical Education (SBTE)
- Equivalent to Intermediate Science (Pre-Engineering)

ELIGIBILITY

Matric Science / Technical

FEES

Rs. 3200

- We offer 50% scholarship's for first come first bases for bright students
- A+ Grade Student Upto 50% Off
- A Grade Student Upto 30% Off
- B and B+ Student Upto 20% Off
- Hostel Facility is also available
- 100% job guaranteed

COURSES

MECHANICAL

ELECTRONICS

TEXTILE WEAVING

ELECTRICAL

CHEMICAL

TEXTILE DYEING & PRINTING

CIVIL

FOR MORE INFO

www.smarti.edu.pk
☎ 021-35076897 / 0321-3222270

Monday to Saturday (09:00 am to 03:00pm)
(Morning Week Days)

Plot # 231, Sector # 23, Road 10,000 Korangi Industrial Area, Karachi