



# The Bulletin

Volume 54 ----- December 2024

**LinkedIn Post:**  
Trade Development Aut... + Follow  
14,252 followers  
2d + 5  
re Pakistan Shines at Heimtextil 2025!  
Pakistan emerged as the 4th largest exhibitor at Heimtextil 2025, with 273 exhibitors, including 64 companies under TDAP's pavilion. With a 10% increase in participation, Pakistani textiles attracted global buyers with innovative designs and sustainable solutions.  
"We are optimistic about the future of the textile sector," said CE TDAP Zubair Motiwala.  
From bed linens to institutional textiles, Pakistan continues to make its mark globally. ...more  
54 2 comments - 1 repost  
Like Comment Repost Send  
Add a comment...

**Instagram Post:**  
tdapofficial • Follow  
tdapofficial re Pakistan Shines at Heimtextil 2025!  
Pakistan emerged as the 4th largest exhibitor at Heimtextil 2025, with 273 exhibitors, including 64 companies under TDAP's pavilion. With a 10% increase in participation, Pakistani textiles attracted global buyers with innovative designs and sustainable solutions.  
"We are optimistic about the  
69 likes  
2 days ago  
Log in to like or comment.

**For Information & Feedback**

**TMA House**

77-A, SMCHS, Karachi – 74400 (Pakistan)

Phone : (92 21) 34382801-4, Fax : (92 21) 34551628

Email : [tma@towelassociation.com](mailto:tma@towelassociation.com)

Website : [www.towelassociation.com](http://www.towelassociation.com)



## Table of Contents

| S. No. | Detail of Content  | Page No.   |
|--------|--|------------|
| 1      | Comparison of Export for the Month of December 2023 & December 2024 (All Textiles) : Source Pakistan Bureau of Statistics              | Page 1     |
| 2      | Comparison of Export Year wise of July-December 2023-24 & July-December 2024-25 (All Textiles)<br>Source Pakistan Bureau of Statistics | Page 2     |
| 3      | Country wise Comparison of Export of July- December 2023-24 & July-December 2024-25 (Terry Towel Mills Made 6302-6010) TDAP            | Page 3-6   |
| 4      | Country wise Comparison of Export of July- December 2023-24 & July-December 2024-25 (Terry Towel Hand Looms Made 6302-6020) TDAP       | Page 7-8   |
| 5      | Country wise Comparison of Export of July- December 2023-24 & July-December 2024-25 (Other madeups Barmops etc. 6302-6090) TDAP        | Page 9-10  |
| 6      | Analysis of Currencies for the Month of December 2023 and December 2024: Source Tresmark   | Page 11    |
| 7      | Analysis of Commodities for the Month of December 2023 and December 2024: Source Tresmark  | Page 12    |
| 8      | Comparison of KIBOR for the Month of December 2023 and December 2024: Source Tresmark  | Page 13    |
| 9      | TMA delegation met with CEO TDAP   | Page 14-15 |
| 10     | TMA delegation met with Mr. Javed Alam Odho, Additional IG Karachi   | Page 16-17 |
| 11     | TMA delegation met with Mr. Aftab Alam Chief Commissioner MTO  | Page 18    |



Comparison of Export for the Month of December 2023 & December 2024

| S.#          | COMMODITIES                          | UNIT    | December 2023  |                  |            | December 2024  |                  |            | Unit Price | Change in Qty | % Change in Qty | Change in Value | % Change in Value |
|--------------|--------------------------------------|---------|----------------|------------------|------------|----------------|------------------|------------|------------|---------------|-----------------|-----------------|-------------------|
|              |                                      |         | QTY            | VALUE            |            | QTY            | VALUE            |            |            |               |                 |                 |                   |
|              |                                      |         |                | IN US\$ (000')   | Unit Price |                | IN US\$ (000')   | Unit Price |            |               |                 |                 |                   |
| 1            | Raw Cotton & Cotton Carded OR Combed | M.T.    | 7,454          | 13,679           | 1.84       | 332            | 616              | 1.86       | -7122      | -95.55        | -13063          | -95.50          |                   |
| 2            | Cotton Yarn                          | M.T.    | 37,364         | 95,252           | 2.55       | 22,985         | 62,766           | 2.73       | -14379     | -38.48        | -32486          | -34.11          |                   |
| 3            | Cotton Cloth                         | TH.SQM. | 28,319         | 143,590          | 5.07       | 28,573         | 148,812          | 5.21       | 254        | 0.90          | 5222            | 3.64            |                   |
| 4            | Cotton Carded OR Combed              | M.T.    | 2              | 2                | 1.00       |                |                  |            |            |               |                 |                 |                   |
| 5            | Yarn Other Than Cotton               | M.T.    | 819            | 2,339            | 2.86       | 1,254          | 3,078            | 2.45       | 435        | 53.11         | 739             | 31.59           |                   |
| 6            | Knitwear                             | TH.DOZ. | 20,452         | 366,747          | 17.93      | 18,145         | 391,704          | 21.59      | -2307      | -11.28        | 24957           | 6.80            |                   |
| 7            | Bed Wear                             | M.T.    | 37,149         | 226,332          | 6.09       | 41,353         | 256,192          | 6.20       | 4204       | 11.32         | 29860           | 13.19           |                   |
| 8            | Towels                               | M.T.    | 18,243         | 87,589           | 4.80       | 18,186         | 88,267           | 4.85       | -57        | -0.31         | 678             | 0.77            |                   |
| 9            | Tent, Canvas & Tarpulin              | M.T.    | 3,851          | 12,373           | 3.21       | 4,243          | 13,540           | 3.19       | 392        | 10.18         | 1167            | 9.43            |                   |
| 10           | Readymade Garment                    | TH.DOZ. | 7,450          | 298,520          | 40.07      | 6,514          | 357,147          | 54.83      | -936       | -12.56        | 58627           | 19.64           |                   |
| 11           | Art-Silk & Synthetic Textile         | TH.SQM. | 6,990          | 31,169           | 4.46       | 7,919          | 38,129           | 4.81       | 929        | 13.29         | 6960            | 22.33           |                   |
| 12           | Made-ups (Other Textiles)            | -       |                | 59,975           |            |                | 58,981           |            |            |               |                 |                 |                   |
| 13           | Other Textile Products               | -       |                | 62,088           |            |                | 58,070           |            |            |               |                 |                 |                   |
| <b>TOTAL</b> |                                      |         | <b>168,093</b> | <b>1,399,655</b> |            | <b>149,504</b> | <b>1,477,302</b> |            |            |               |                 |                 |                   |



Comparison of Export Year wise of July-December 2023-24 & July-December 2024-25

| S.#          | COMMODITIES                          | UNIT     | July-December 2023-2024 |                  |            | July-December 2024-2025 |                  |            | Change in Qty | % Change in Qty | Change in Value | % Change in Value |
|--------------|--------------------------------------|----------|-------------------------|------------------|------------|-------------------------|------------------|------------|---------------|-----------------|-----------------|-------------------|
|              |                                      |          | QTY                     | VALUE            |            | QTY                     | VALUE            |            |               |                 |                 |                   |
|              |                                      |          |                         | IN US\$ (000')   | Unit Price |                         | IN US\$ (000')   | Unit Price |               |                 |                 |                   |
| 1            | Raw Cotton & Cotton Carded OR Combed | M.T.     | 29,518                  | 53,412           | 1.81       | 332                     | 616              | 1.86       | -29186        | -98.88          | -52796          | -98.85            |
| 2            | Cotton Yarn                          | M.T.     | 217,727                 | 588,530          | 2.70       | 134,880                 | 365,132          | 2.71       | -82847        | -38.05          | -223398         | -37.96            |
| 3            | Cotton Cloth                         | TH.SQ M. | 181,614                 | 926,677          | 5.10       | 178,535                 | 964,661          | 5.40       | -3079         | -1.70           | 37984           | 4.10              |
| 4            | Cotton Carded OR Combed              | M.T.     | 327                     | 588              | 1.80       |                         |                  |            |               |                 |                 |                   |
| 5            | Yarn Other Than Cotton               | M.T.     | 6,841                   | 19,562           | 2.86       | 6,236                   | 17,411           | 2.79       | -605          | -8.84           | -2151           | -11.00            |
| 6            | Knitwear                             | TH.DOZ.  | 115,841                 | 2,202,526        | 19.01      | 121,620                 | 2,565,637        | 21.10      | 5779          | 4.99            | 363111          | 16.49             |
| 7            | Bed Wear                             | M.T.     | 228,399                 | 1,377,109        | 6.03       | 261,000                 | 1,580,203        | 6.05       | 32601         | 14.27           | 203094          | 14.75             |
| 8            | Towels                               | M.T.     | 106,420                 | 500,133          | 4.70       | 112,432                 | 530,009          | 4.71       | 6012          | 5.65            | 29876           | 5.97              |
| 9            | Tent, Canvas & Tarpulin              | M.T.     | 20,031                  | 60,940           | 3.04       | 22,781                  | 66,761           | 2.93       | 2750          | 13.73           | 5821            | 9.55              |
| 10           | Readymade Garment                    | TH.DOZ.  | 36,181                  | 1,669,251        | 46.14      | 39,802                  | 2,044,424        | 51.36      | 3621          | 10.01           | 375173          | 22.48             |
| 11           | Art-Silk & Synthetic Textile         | TH.SQM   | 39,693                  | 177,236          | 4.47       | 41,943                  | 199,535          | 4.76       | 2250          | 5.67            | 22299           | 12.58             |
| 12           | Made-ups (Other Textiles)            | -        |                         | 352,865          |            |                         | 385,877          |            |               |                 |                 |                   |
| 13           | Other Textile Products               | -        |                         | 354,418          |            |                         | 364,298          |            |               |                 |                 |                   |
| <b>TOTAL</b> |                                      |          | <b>982,592</b>          | <b>8,283,247</b> |            | <b>919,561</b>          | <b>9,084,564</b> |            |               |                 |                 |                   |







| Source: TDAP           |              | US\$ M       |              |              |              |              |               |              |              |              |              |              |              |               |             |
|------------------------|--------------|--------------|--------------|--------------|--------------|--------------|---------------|--------------|--------------|--------------|--------------|--------------|--------------|---------------|-------------|
| Month                  | Jul-23       | Aug-23       | Sep-23       | Oct-23       | Nov-23       | Dec-23       | Total 23      | Jul-24       | Aug-24       | Sep-24       | Oct-24       | Nov-24       | Dec-24       | Total 24      | Variance    |
| <b>Total</b>           | <b>66.39</b> | <b>78.56</b> | <b>76.26</b> | <b>84.59</b> | <b>68.78</b> | <b>80.81</b> | <b>455.38</b> | <b>64.16</b> | <b>92.32</b> | <b>83.81</b> | <b>88.25</b> | <b>79.83</b> | <b>83.66</b> | <b>492.02</b> | <b>8.05</b> |
| Liberia                |              |              |              |              |              |              | -             |              |              |              |              |              |              |               | #DIV/0!     |
| Jamaica                | 0.05         | 0.01         |              |              |              |              | 0.06          |              |              |              |              |              | 0.03         | 0.03          | (54.40)     |
| Dominica               |              |              |              |              |              |              |               | 0.02         |              |              |              |              |              | 0.02          | #DIV/0!     |
| Cameroon               |              |              |              |              |              | 0.09         | 0.09          |              |              | 0.02         |              |              |              | 0.02          | (79.22)     |
| Korea (South)          | 0.02         | 0.01         |              |              |              |              | 0.03          | 0.00         |              |              |              | 0.07         |              | 0.07          | 186.67      |
| Taiwan/Sep Customs Ter | 0.06         |              |              |              |              |              | 0.06          |              |              |              |              |              |              |               | (100.00)    |
| Aruba                  | 0.09         |              |              | 0.07         |              |              | 0.17          |              |              |              | 0.03         | 0.12         |              | 0.15          | (10.31)     |
| Djibouti               |              |              |              | 0.02         | 0.00         |              | 0.02          |              |              |              |              |              | 0.00         | 0.00          | (97.49)     |
| Macau, China           |              |              |              |              |              |              | -             |              |              |              |              |              |              |               | #DIV/0!     |
| Uganda                 |              |              |              |              |              |              | -             |              |              |              |              |              |              |               | #DIV/0!     |
| Guyana                 |              |              |              |              |              |              | -             |              |              |              |              |              |              |               | #DIV/0!     |
| Kyrgyzstan             |              |              |              |              |              |              | -             |              |              |              |              |              |              |               | #DIV/0!     |
| Brunei Darussalam      |              |              |              |              |              |              | -             |              |              |              |              |              |              |               | #DIV/0!     |
| Egypt                  |              |              |              |              |              |              | -             |              |              |              |              |              |              |               | #DIV/0!     |
| El Salvador            |              |              | 0.19         |              |              |              | 0.19          |              |              |              |              |              |              |               | (100.00)    |
| Hong Kong, china       |              |              |              |              |              |              | -             |              |              |              |              |              |              |               | #DIV/0!     |
| Kazakistan             |              |              |              |              |              |              | -             |              |              |              |              |              |              |               | #DIV/0!     |
| Montenegro             |              |              |              |              |              |              | -             |              |              |              |              |              |              |               | #DIV/0!     |
| Paraguay               |              |              |              | 0.08         |              |              | 0.08          | 0.08         | 0.10         |              |              |              |              | 0.18          | 138.37      |
| Russian Fedration      |              |              |              |              |              |              | -             |              |              |              |              |              |              |               | #DIV/0!     |
| Serbia                 |              |              |              |              |              | 0.00         | 0.00          |              |              |              |              |              |              |               | (100.00)    |
| Sierra Leone           |              |              |              |              |              |              | -             |              |              |              |              |              |              |               | #DIV/0!     |
| Ukrainian              |              |              |              |              |              | 0.04         | 0.04          |              |              |              |              |              |              |               | (100.00)    |
| Viet Nam               |              |              | 0.00         |              |              |              | 0.00          |              |              |              |              |              |              |               | (100.00)    |





| <b>Source: TDAP</b> | <b>US\$ Mn</b> |               |               |               |               |               |              |               |               |               |               |               |               |             |                 |
|---------------------|----------------|---------------|---------------|---------------|---------------|---------------|--------------|---------------|---------------|---------------|---------------|---------------|---------------|-------------|-----------------|
| <b>Month</b>        | <b>Jul-23</b>  | <b>Aug-23</b> | <b>Sep-23</b> | <b>Oct-23</b> | <b>Nov-23</b> | <b>Dec-23</b> | <b>Total</b> | <b>Jul-24</b> | <b>Aug-24</b> | <b>Sep-24</b> | <b>Oct-24</b> | <b>Nov-24</b> | <b>Dec-24</b> | <b>Toal</b> | <b>Variance</b> |
| <b>TOTAL</b>        | 1.00           | 2.75          | 1.35          | 1.79          | 1.03          | 1.28          | 9.20         | 1.87          | 1.75          | 1.34          | 1.18          | 0.92          | 1.15          | 8.21        | (10.71)         |
| France              |                |               | 0.02          | 0.01          | 0.00          | 0.00          | 0.04         |               | 0.03          |               |               |               | 0.03          | 0.05        | 45.04           |
| Turkey              |                |               |               |               |               |               | -            |               |               |               |               |               |               |             | #DIV/0!         |
| Sri Lanka           | 0.01           |               |               |               |               |               | 0.01         |               |               |               |               |               |               |             | -100.00         |
| Belgium             |                |               |               |               |               |               | -            |               |               |               |               |               |               |             | #DIV/0!         |
| Denmark             |                |               |               |               |               |               | -            |               |               |               |               | 0.01          | 0.03          | 0.04        | #DIV/0!         |
| Netherlands         |                |               |               |               |               |               | -            |               |               |               |               |               |               |             | #DIV/0!         |
| Kuwait              |                | 0.01          | 0.01          |               |               |               | 0.02         |               |               |               |               |               |               |             | -100.00         |
| Croatia             | 0.02           |               |               |               |               |               | 0.02         |               |               |               |               |               |               |             | -100.00         |
| Hong Kong           |                | 0.01          |               |               | 0.01          |               | 0.02         |               |               |               |               |               |               |             | -100.00         |
| Georgia             |                |               |               |               | 0.01          | 0.00          | 0.01         |               |               |               |               |               |               |             | -100.00         |
| Greece              |                |               |               |               |               |               | -            |               |               |               |               |               |               |             | #DIV/0!         |
| Azerbaijan          |                | 0.01          |               |               |               |               | 0.01         |               |               |               |               |               |               |             | -100.00         |
| Ireland             |                |               |               |               |               |               | -            |               |               | 0.03          |               |               | 0.01          | 0.04        | #DIV/0!         |
| Mozambique          |                |               |               |               |               |               | -            |               |               |               |               | 0.04          |               | 0.04        | #DIV/0!         |
| Germany             |                | 0.00          |               |               |               |               | 0.00         | 0.00          | 0.02          |               |               |               |               | 0.02        | 801.02          |
| Somalia             |                |               |               |               |               |               | -            |               |               |               |               |               |               |             | #DIV/0!         |
| Switzerland         |                |               |               |               |               |               | -            |               |               |               |               |               |               |             | #DIV/0!         |
| Djibouti            |                |               |               |               | 0.00          |               | 0.00         |               |               |               |               |               |               |             | -100.00         |
| Mexico              |                | 0.00          |               |               |               |               | 0.00         |               |               |               |               |               |               |             | -100.00         |
| Mauritius           |                |               |               |               |               |               | -            |               | 0.05          |               |               |               |               | 0.05        | #DIV/0!         |
| Australia           |                |               |               |               |               |               | -            |               |               |               | 0.02          | 0.00          |               | 0.02        | #DIV/0!         |



Source: TDAP

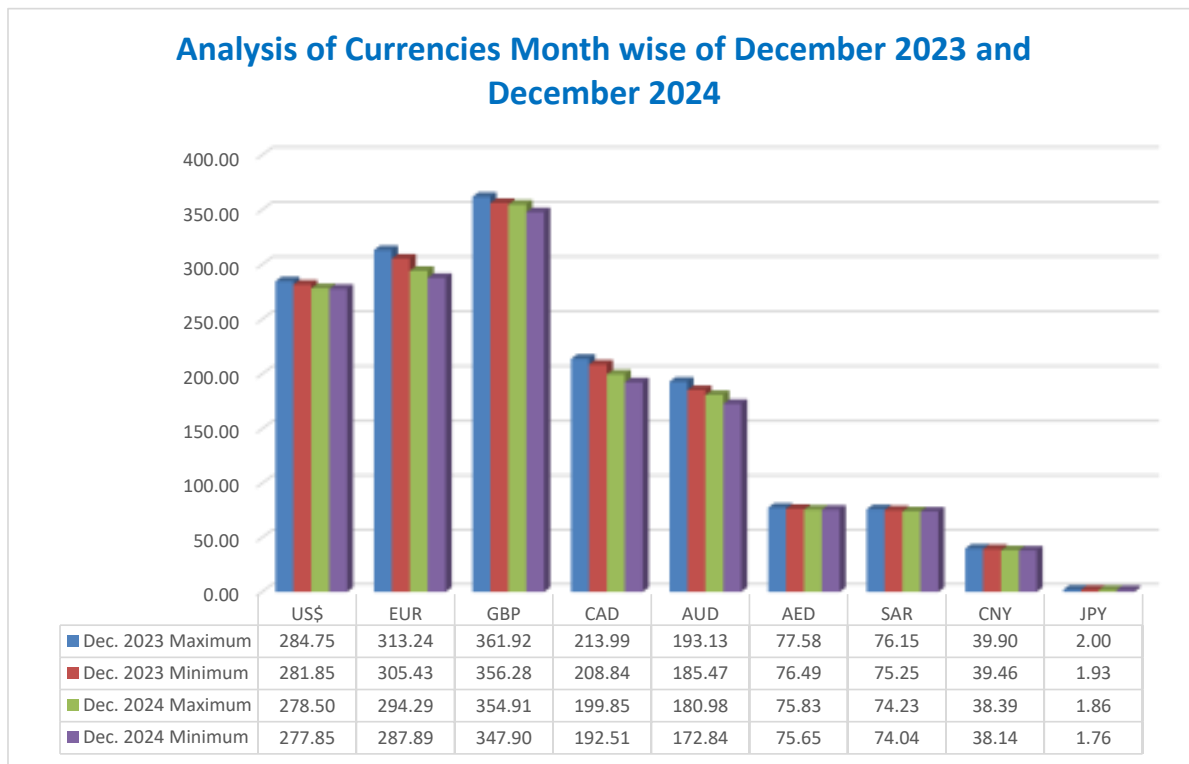
US\$ Mn

| Month               | Jul-23      | Aug-23      | Sep-23      | Oct-23      | Nov-23      | Dec-23      | Total        | Jul-24      | Aug-24      | Sep-24      | Oct-24      | Nov-24      | Dec-24      | Total        | Variance     |
|---------------------|-------------|-------------|-------------|-------------|-------------|-------------|--------------|-------------|-------------|-------------|-------------|-------------|-------------|--------------|--------------|
| <b>Total</b>        | <b>4.94</b> | <b>6.91</b> | <b>5.89</b> | <b>6.38</b> | <b>5.10</b> | <b>5.20</b> | <b>34.42</b> | <b>4.08</b> | <b>6.64</b> | <b>5.36</b> | <b>5.72</b> | <b>4.57</b> | <b>3.50</b> | <b>64.28</b> | <b>86.77</b> |
| Sri Lanka           |             |             | 0.03        | 0.01        |             |             | 0.04         | 0.00        |             |             | 0.04        |             |             | 0.09         | 121.33       |
| Saint Lucia         |             |             |             |             |             | 0.04        | 0.04         |             |             |             |             |             |             | 0.04         | -            |
| Bahrain             |             |             |             |             | 0.02        |             | 0.02         |             |             |             |             |             |             | 0.02         | -            |
| Latvia              |             |             |             |             |             |             | -            |             |             |             |             | 0.00        |             | 0.00         | #DIV/0!      |
| Qatar               |             |             |             |             |             | 0.00        | 0.00         | 0.00        |             |             |             |             |             | 0.01         | 81.02        |
| Mauritius           |             | 0.00        |             | 0.00        |             | 0.01        | 0.01         |             |             | 0.01        | 0.00        | 0.07        | 0.00        | 0.09         | 646.29       |
| Finland             |             |             |             |             |             |             | -            |             |             |             |             |             |             | -            | #DIV/0!      |
| Oman                | 0.00        |             | 0.02        |             | 0.00        |             | 0.02         | 0.01        | 0.01        |             |             | 0.02        | 0.02        | 0.09         | 294.16       |
| Brazil              |             |             | 0.01        |             |             |             | 0.01         |             |             |             |             | 0.01        |             | 0.02         | 229.77       |
| Turkey              |             |             | 0.02        |             |             |             | 0.02         |             |             |             |             |             |             | 0.02         | -            |
| Colombia            |             |             |             | 0.02        |             |             | 0.02         |             |             |             |             |             |             | 0.02         | -            |
| Austria             |             |             |             |             |             |             | -            |             |             |             |             |             |             | -            | #DIV/0!      |
| Costa Rica          |             |             |             |             |             |             | -            |             |             |             | 0.00        |             |             | 0.00         | #DIV/0!      |
| Trinidad And Tobago |             |             |             |             |             | 0.01        | 0.01         |             |             |             |             |             |             | 0.01         | -            |
| Morocco             |             | 0.01        |             |             |             |             | 0.01         |             |             |             |             | 0.00        |             | 0.01         | 5.58         |
| Angola              |             |             |             |             |             |             | -            |             |             |             |             |             |             | -            | #DIV/0!      |
| Ghana               |             |             |             |             |             |             | -            | 0.00        | 0.18        | 0.18        |             |             |             | 0.37         | #DIV/0!      |
| Maldives            |             |             | 0.00        | 0.00        |             |             | 0.00         |             |             |             |             |             |             | 0.00         | -            |
| Uruguay             |             |             |             |             |             | 0.00        | 0.00         |             |             |             |             |             |             | 0.00         | -            |
| Estonia             |             |             |             |             |             |             | -            |             |             |             |             | 0.00        |             | 0.00         | #DIV/0!      |
| Afghanistan         | 0.00        | 0.00        |             |             |             | 0.00        | 0.00         | 0.00        |             | 0.00        |             | 0.00        |             | 0.00         | 161.84       |
| Kazakhstan          |             |             |             |             |             |             | -            |             |             |             |             |             | 0.01        | 0.01         | #DIV/0!      |
| Singapore           |             |             |             | 0.00        |             |             | 0.00         | 0.01        |             |             |             |             |             | 0.01         | 373.35       |
| Somalia             | 0.00        |             |             |             |             |             | 0.00         |             |             |             |             |             |             | 0.00         | -            |
| Nigeria             |             |             |             |             |             |             | -            |             |             |             |             |             |             | -            | #DIV/0!      |
| Reunion             |             |             |             |             |             |             | -            |             |             |             |             |             |             | -            | #DIV/0!      |
| Lithuania           |             | 0.00        |             |             |             |             | 0.00         | 0.03        | 0.06        | 0.00        | 0.00        |             |             | 0.10         | 5,960.61     |
| Thailand            |             |             |             |             |             |             | -            |             | 0.00        |             |             |             |             | 0.00         | #DIV/0!      |
| Jordan              |             |             |             | 0.00        |             |             | 0.00         |             |             |             |             | 0.00        |             | 0.00         | 11.11        |



**Analysis of Currencies Month wise of December 2023 and December 2024**

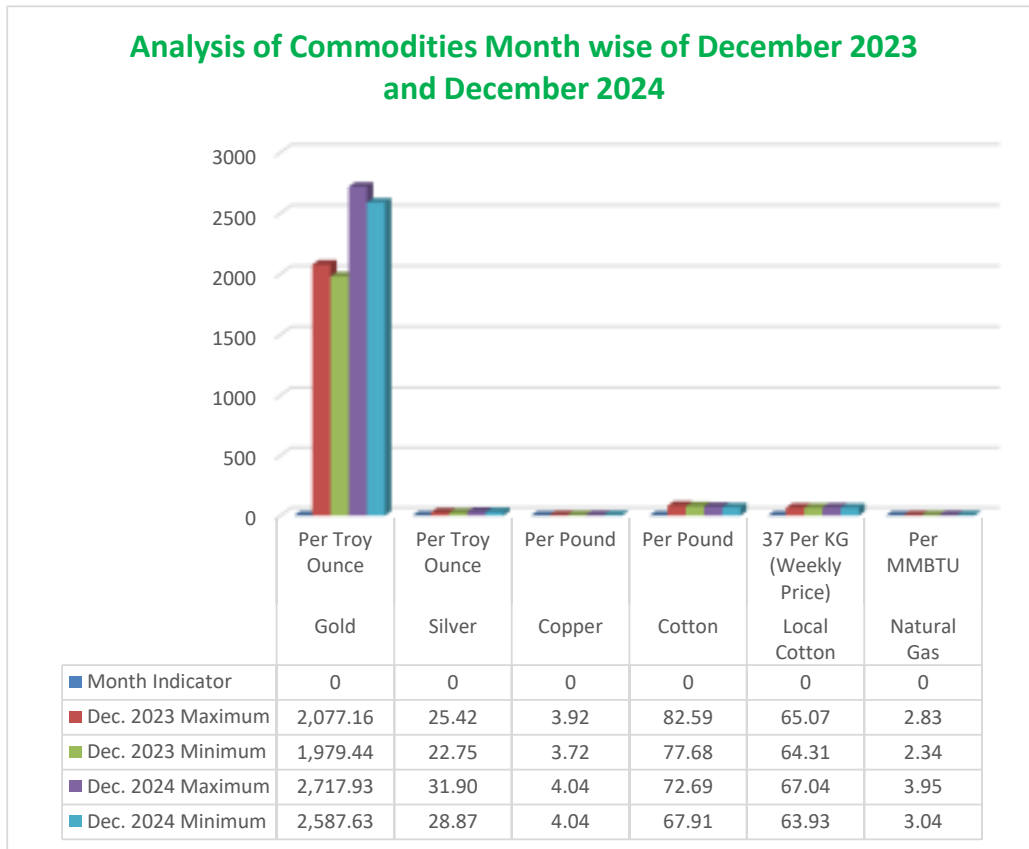
| Month     | Indicator | US\$   | EUR    | GBP    | CAD    | AUD    | AED   | SAR   | CNY   | JPY  |
|-----------|-----------|--------|--------|--------|--------|--------|-------|-------|-------|------|
| Dec. 2023 | Maximum   | 284.75 | 313.24 | 361.92 | 213.99 | 193.13 | 77.58 | 76.15 | 39.90 | 2.00 |
|           | Minimum   | 281.85 | 305.43 | 356.28 | 208.84 | 185.47 | 76.49 | 75.25 | 39.46 | 1.93 |
| Dec. 2024 | Maximum   | 278.50 | 294.29 | 354.91 | 199.85 | 180.98 | 75.83 | 74.23 | 38.39 | 1.86 |
|           | Minimum   | 277.85 | 287.89 | 347.90 | 192.51 | 172.84 | 75.65 | 74.04 | 38.14 | 1.76 |





Analysis of Commodities Month wise of December 2023 and December 2024

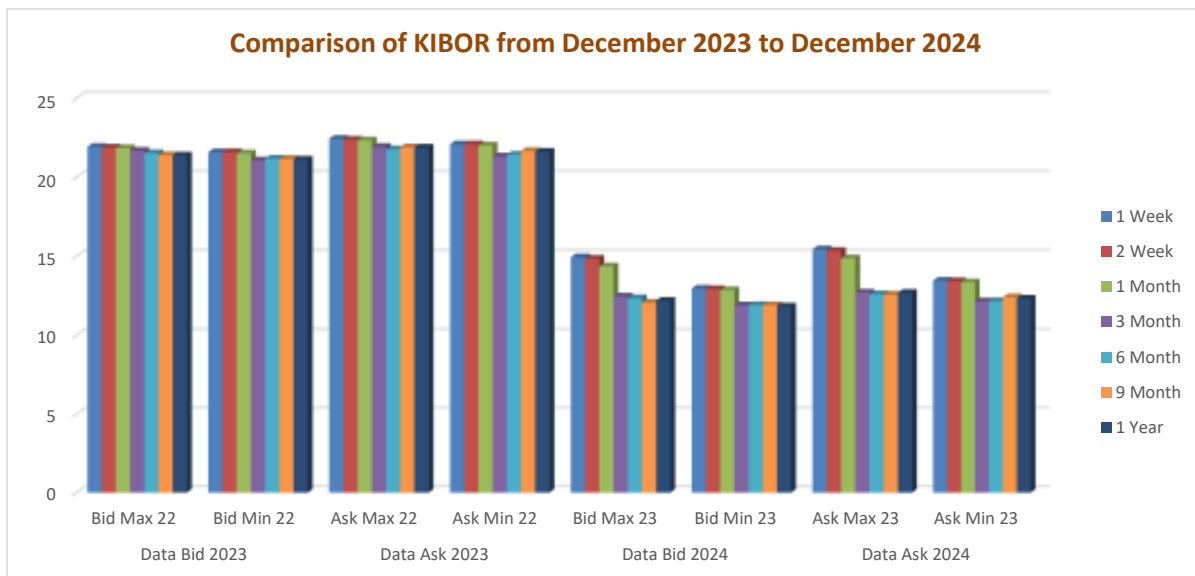
|           |           | Gold           | Silver         | Copper    | Cotton    | Local Cotton             | Natural Gas |
|-----------|-----------|----------------|----------------|-----------|-----------|--------------------------|-------------|
|           |           | Per Troy Ounce | Per Troy Ounce | Per Pound | Per Pound | 37 Per KG (Weekly Price) | Per MMBTU   |
| Month     | Indicator | US\$           | US\$           | US\$      | US\$      | US\$                     | US\$        |
| Dec. 2023 | Maximum   | 2,077.16       | 25.42          | 3.92      | 82.59     | 65.07                    | 2.83        |
|           | Minimum   | 1,979.44       | 22.75          | 3.72      | 77.68     | 64.31                    | 2.34        |
| Dec. 2024 | Maximum   | 2,717.93       | 31.90          | 4.04      | 72.69     | 67.04                    | 3.95        |
|           | Minimum   | 2,587.63       | 28.87          | 4.04      | 67.91     | 63.93                    | 3.04        |





Comparison of KIBOR from December 2023 to December 2024

|         | Data Bid 2023 |            | Data Ask 2023 |            | Data Bid 2024 |            | Data Ask 2024 |            |
|---------|---------------|------------|---------------|------------|---------------|------------|---------------|------------|
|         | Bid Max 22    | Bid Min 22 | Ask Max 22    | Ask Min 22 | Bid Max 23    | Bid Min 23 | Ask Max 23    | Ask Min 23 |
| 1 Week  | 21.92         | 21.57      | 22.42         | 22.07      | 14.93         | 12.95      | 15.43         | 13.45      |
| 2 Week  | 21.87         | 21.58      | 22.37         | 22.08      | 14.84         | 12.92      | 15.34         | 13.42      |
| 1 Month | 21.83         | 21.5       | 22.33         | 22         | 14.36         | 12.85      | 14.86         | 13.35      |
| 3 Month | 21.67         | 21.06      | 21.92         | 21.31      | 12.45         | 11.89      | 12.7          | 12.14      |
| 6 Month | 21.51         | 21.17      | 21.76         | 21.42      | 12.34         | 11.91      | 12.59         | 12.16      |
| 9 Month | 21.39         | 21.15      | 21.89         | 21.65      | 12.06         | 11.9       | 12.56         | 12.4       |
| 1 Year  | 21.37         | 21.11      | 21.87         | 21.61      | 12.18         | 11.82      | 12.68         | 12.32      |





## **TMA delegation met with CEO Trade Development Authority of Pakistan**

TMA delegation consisting Mr. Feroze Alam Lari, Mr. Ather Bari, Mr. Aamir Hassan Lari, Mr. Junaid-ur-Rehman, Mr. Usman hold a meeting with Mr. Zubair Motiwala Chief Executive Officer TDAP, on December 4, 2024 at TDAP Head Office Karachi.

Member of the delegation exchange views of various issues pertaining to TMA members including: Removal of exporters from FTR.

- Tax imposed on locally sourced purchases for EFS-registered exporters.
- Formation of trade delegations for various countries.
- Visa-on-arrival facilitation for valuable buyers.
- Enhancement of the export threshold ( Sales Tax Refund ) from 12% to 15.50%.

Mr. Zubair Motiwala assured full support to resolve the issues and will discuss the same in the meeting with high-ups of Ministry of Commerce and Finance.

In the last TMA delegation presented TMA crest and bouqet to Mr. Zubair Motiwala and also invited him to visit TMA House, and meeting with TMA members.







## از دفتر ایڈیشنل آئی جی پی کراچی

23 دسمبر 2024

### پریس ریلیز

ایڈیشنل آئی جی کراچی جاوید عالم اوڈھو سے ٹاول (Towel) مینوفیکچررز ایسوسی ایشن کے سینئر وائس پریزیڈنٹ جنید الرحمن کی قیادت میں 03 رکنی وفد نے ملاقات کی۔

اس موقع پر ایسوسی ایشن کے وائس چیرمین ایاز اقبال اور فارمر چیرمین ہارون شمسی موجود تھے۔

وفد نے کراچی پولیس چیف سے ملاقات پر انکا شکریہ ادا کیا اور شہر میں امن و امان کی بحالی میں پولیس چیف کی کاوشوں کو سراہا۔

وفد نے ایڈیشنل آئی جی کراچی کو فارن وزیٹرز کی سیکیورٹی اور ایسوسی ایشن کو درپیش دیگر مسائل کے حوالے سے آگاہ کیا جنہیں پولیس چیف نے ترجیحی بنیادوں پر حل کرنے کی یقین دہانی کرائی اور باہمی تعاون کے فروغ کے لئے فوکل پرسنز کی تعیناتی پر اتفاق کیا۔

ملاقات کے اختتام پر وفد نے ایڈیشنل آئی جی کراچی کو پھولوں کا گلستہ اور تحائف پیش کئے۔

### ترجمان کراچی پولیس







### **TMA delegation met with Mr. Aftab Alam, Chief Commissioner (MTO)**

TMA delegation consisting comprising Mr. Junaid Ur Rehman, Mr. Ayaz Iqbal, Mr. Haroon Shamsi, Mr. Farooq Ehsan, Mr. Muzzammil Hussain, and Mr. Yahqub Lodhi, hold a meeting with Mr. Aftab Alam, Chief Commissioner (MTO), at Medium Taxpayers Office Karachi.

The delegation highlighted the issues facing by TMA members and urged Mr. Aftab to take serious steps to resolve at earliest. Mr. Aftab assured to check the issues on priority and to resolve them on immediate basis. Mr. Atab informed that he always welcome the business community and specially the export sector which is the backbone of economy.

In the last TMA delegation presented TMA crest and bouquet honorable guest and also invited him to visit TMA House, and meeting with TMA members.





**SMA RIZVI TEXTILE INSTITUTE**  
Career in Textile & Other Industrial Sectors



**ADMISSION  
2023-24**

**DAE** DIPLOMA OF  
ASSOCIATE  
ENGINEER  
**3 YEARS PROGRAM**

- Recognized by Sindh Board of Technical Education (SBTE)
- Equivalent to Intermediate Science (Pre-Engineering)

**ELIGIBILITY**

Matric Science / Technical

**FEES**

**Rs. 3200**

- We offer 50% scholarship's for first come first bases for bright students
- A+ Grade Student Upto 50% Off
- A Grade Student Upto 30% Off
- B and B+ Student Upto 20% Off
- Hostel Facility is also available
- 100% job guaranteed

**COURSES**

MECHANICAL

ELECTRONICS

TEXTILE WEAVING

ELECTRICAL

CHEMICAL

TEXTILE DYEING & PRINTING

CIVIL

**FOR MORE INFO**

[www.smarti.edu.pk](http://www.smarti.edu.pk)  
☎ 021-35076897 / 0321-3222270

Monday to Saturday (09:00 am to 03:00pm)  
(Morning Week Days)

Plot # 231, Sector # 23, Road 10,000 Korangi Industrial Area, Karachi