



The Bulletin

Volume XVIII ----- December 2021



**TMA organized session with
Senator Aon Abbas Buppy
Special Assistant to PM on E-Commerce**
see details on Page # 7



**TMA concern over shortage of Gas
massively hurting Towel Export**
see details on Page # 8



**Historical comparison of Pak
Rupees VS US Dollar since 1948**
see details on Page # 9

For Information & Feedback

TMA House

77-A, SMCHS, Karachi – 74400 (Pakistan)

Phone : (92 21) 34382801-4, Fax : (92 21) 34551628

Email : tma@towelassociation.com

Website : www.towelassociation.com



Table of Contents

| | |
|-------------------------------------------------------------------------------------------------------------------------------------------|---------------|
| Comparison of Export for the Month of December 2020 & December 2021 Source Pakistan Bureau of Statistics | Page 1 |
| Comparison of Export Year wise of July-December 2020-21 & July-December 2021-22 Source Pakistan Bureau of Statistics | Page 2 |
| Analysis of Currencies for the Month of December 2020 and December 2021 Source Tresmark | Page 3 |
| Analysis of Commodities for the Month of December 2020 and December 2021 Source Tresmark | Page 4 |
| Comparison of KIBOR for the Month of December 2020 and December 2021 Source Tresmark | Page 5 |
| Comparison of LIBOR for the Month of December 2020 and December 2021 Source Tresmark | Page 6 |
| TMA organized session with Senator Aon Abbas Buppy Special Assistant to PM on E-Commerce | Page 7 |
| TMA concern over shortage of Gas massively hurting Towel Export | Page 8 |
| Historical comparison of Pak Rupees VS US Dollar since 1948 | Page 9 |



Comparison of Export for the Month of December 2020 & December 2021

| S.# | COMMODITIES | UNIT | December 2020 | | | December 2021 | | | Unit Price | Change in Qty | % Change in Qty | Change in Value | % Change in Value |
|--------------|--------------------------------------|---------|----------------|------------------|------------|----------------|------------------|------------|------------|---------------|-----------------|-----------------|-------------------|
| | | | QTY | VALUE | | QTY | VALUE | | | | | | |
| | | | | IN US\$ (000') | Unit Price | | IN US\$ (000') | Unit Price | | | | | |
| 1 | Raw Cotton & Cotton Carded OR Combed | M.T. | 53 | 70 | | 721 | 1,763 | | | | | | |
| 2 | Cotton Yarn | M.T. | 39,316 | 96,180 | 2.45 | 28,425 | 106,529 | 3.75 | -10891 | -27.70 | 10349 | 10.76 | |
| 3 | Cotton Cloth | TH.SQM. | 36,034 | 161,839 | 4.49 | 31,527 | 189,086 | 6.00 | -4507 | -12.51 | 27247 | 16.84 | |
| 4 | Cotton Carded OR Combed | M.T. | | | | 2 | 6 | 3.00 | 2 | | 6 | | |
| 5 | Yarn Other Than Cotton | M.T. | 1,291 | 2,916 | 2.26 | 1,795 | 5,200 | 2.90 | 504 | 39.04 | 2284 | 78.33 | |
| 6 | Knitwear | TH.DOZ. | 16,552 | 342,076 | 20.67 | 19,878 | 440,017 | 22.14 | 3326 | 20.09 | 97941 | 28.63 | |
| 7 | Bed Wear | M.T. | 42,105 | 256,007 | 6.08 | 36,151 | 253,446 | 7.01 | -5954 | -14.14 | -2561 | -1.00 | |
| 8 | Towels | M.T. | 19,013 | 82,998 | 4.37 | 17,996 | 95,200 | 5.29 | -1017 | -5.35 | 12202 | 14.70 | |
| 9 | Tent, Canvas & Tarpulin | M.T. | 4,618 | 12,238 | 2.65 | 3,782 | 13,959 | 3.69 | -836 | -18.10 | 1721 | 14.06 | |
| 10 | Readymade Garment | TH.DOZ. | 3,480 | 284,702 | 81.81 | | 346,607 | | -3480 | -100.00 | 61905 | 21.74 | |
| 11 | Art-Silk & Synthetic Textile | TH.SQM. | 8,165 | 33,456 | 4.10 | 8,011 | 40,432 | 5.05 | -154 | -1.89 | 6976 | 20.85 | |
| 12 | Made-ups (Other Textiles) | - | | 72,091 | | | 69,262 | | | | | | |
| 13 | Other Textile Products | - | | 56,424 | | | 62,071 | | | | | | |
| TOTAL | | | 170,627 | 1,400,997 | | 148,288 | 1,623,578 | | | | | | |



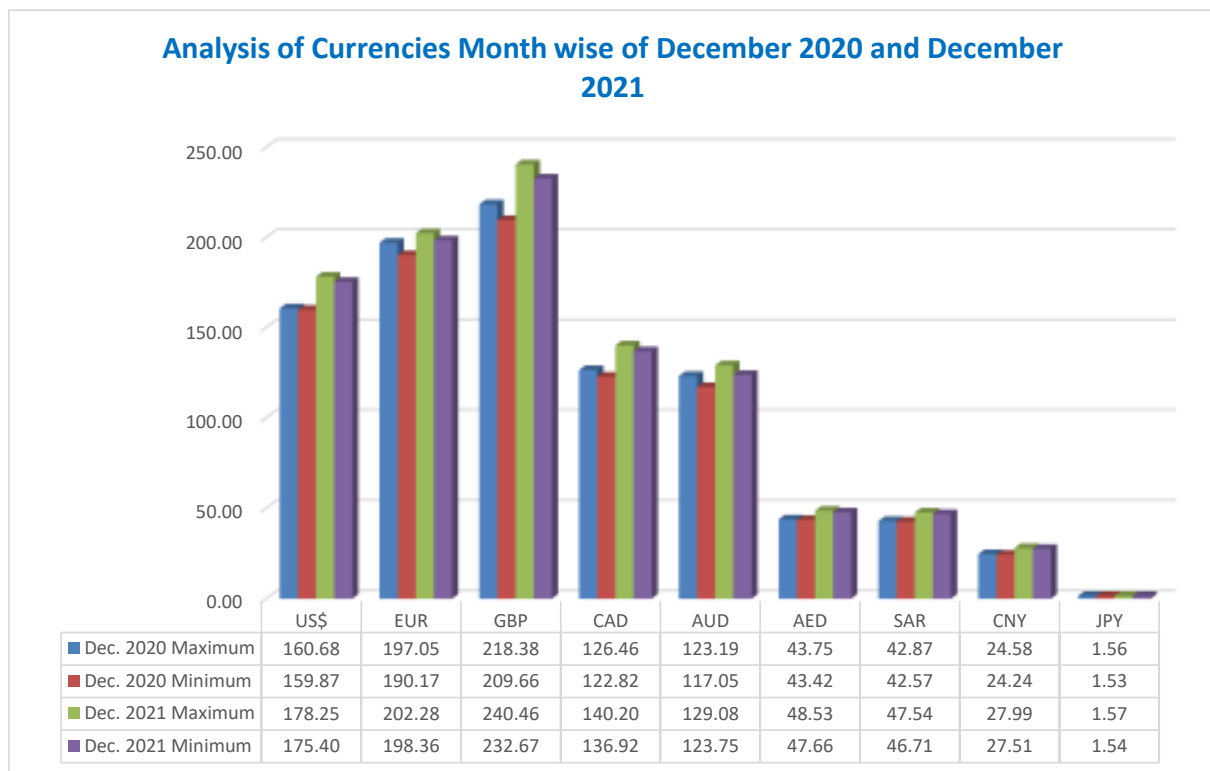
Comparison of Export Year wise of July-December 2020-21 & July-December 2021-22

| S.# | COMMODITIES | UNIT | July-December 2020-2021 | | | July-December 2021-2022 | | | Unit Price | Change in Qty | % Change in Qty | Change in Value | % Change in Value |
|--------------|--------------------------------------|----------|-------------------------|------------------|------------|-------------------------|------------------|------------|------------|---------------|-----------------|-----------------|-------------------|
| | | | QTY | VALUE | | QTY | VALUE | | | | | | |
| | | | | IN US\$ (000') | Unit Price | | IN US\$ (000') | Unit Price | | | | | |
| 1 | Raw Cotton & Cotton Carded OR Combed | M.T. | 499 | 593 | | 721 | 1,763 | | | | | | |
| 2 | Cotton Yarn | M.T. | 176,596 | 400,733 | 2.27 | 183,692 | 610,427 | 3.32 | 7096 | 4.02 | 209694 | 52.33 | |
| 3 | Cotton Cloth | TH.SQ M. | 205,800 | 935,009 | 4.54 | 230,501 | 1,134,645 | 4.92 | 24701 | 12.00 | 199636 | 21.35 | |
| 4 | Cotton Carded OR Combed | M.T. | | | | 1,188 | 1,611 | 1.36 | 1188 | | 1611 | | |
| 5 | Yarn Other Than Cotton | M.T. | 6301 | 13,462 | 2.14 | 10,221 | 28,279 | 2.77 | 3920 | 62.21 | 14817 | 110.07 | |
| 6 | Knitwear | TH.DOZ. | 85,817 | 1,849,596 | 21.55 | 85,194 | 2,500,761 | 29.35 | -623 | -0.73 | 651165 | 35.21 | |
| 7 | Bed Wear | M.T. | 231,229 | 1,394,182 | 6.03 | 278,035 | 1,659,646 | 5.97 | 46806 | 20.24 | 265464 | 19.04 | |
| 8 | Towels | M.T. | 104,292 | 445,697 | 4.27 | 111,750 | 523,868 | 4.69 | 7458 | 7.15 | 78171 | 17.54 | |
| 9 | Tent, Canvas & Tarpulin | M.T. | 23,136 | 62,477 | 2.70 | 19,306 | 56,742 | 2.94 | -3830 | -16.55 | -5735 | -9.18 | |
| 10 | Readymade Garment | TH.DOZ. | | 1,490,157 | | | 1,831,856 | | | | 341699 | 22.93 | |
| 11 | Art-Silk & Synthetic Textile | TH.SQM. | 98,455 | 167,500 | 1.70 | 54,137 | 224,847 | 4.15 | -44318 | -45.01 | 57347 | 34.24 | |
| 12 | Made-ups (Other Textiles) | - | | 379,187 | | | 422,254 | | | | | | |
| 13 | Other Textile Products | - | | 303,822 | | | 384,601 | | | | | | |
| TOTAL | | | 932,125 | 7,442,415 | | 974,745 | 9,381,300 | | | | | | |



Analysis of Currencies Month wise of December 2020 and December 2021

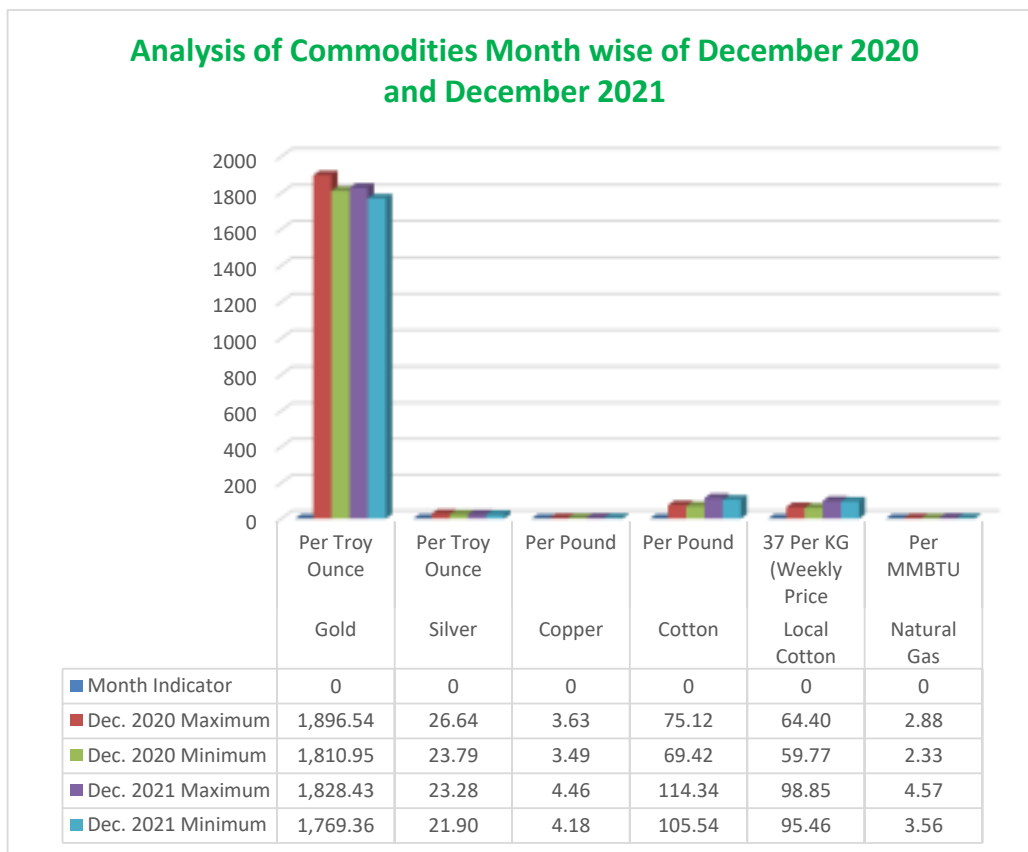
| Month | Indicator | US\$ | EUR | GBP | CAD | AUD | AED | SAR | CNY | JPY |
|-----------|-----------|--------|--------|--------|--------|--------|-------|-------|-------|------|
| Dec. 2020 | Maximum | 160.68 | 197.05 | 218.38 | 126.46 | 123.19 | 43.75 | 42.87 | 24.58 | 1.56 |
| | Minimum | 159.87 | 190.17 | 209.66 | 122.82 | 117.05 | 43.42 | 42.57 | 24.24 | 1.53 |
| Dec. 2021 | Maximum | 178.25 | 202.28 | 240.46 | 140.20 | 129.08 | 48.53 | 47.54 | 27.99 | 1.57 |
| | Minimum | 175.40 | 198.36 | 232.67 | 136.92 | 123.75 | 47.66 | 46.71 | 27.51 | 1.54 |





Analysis of Commodities Month wise of December 2020 and December 2021

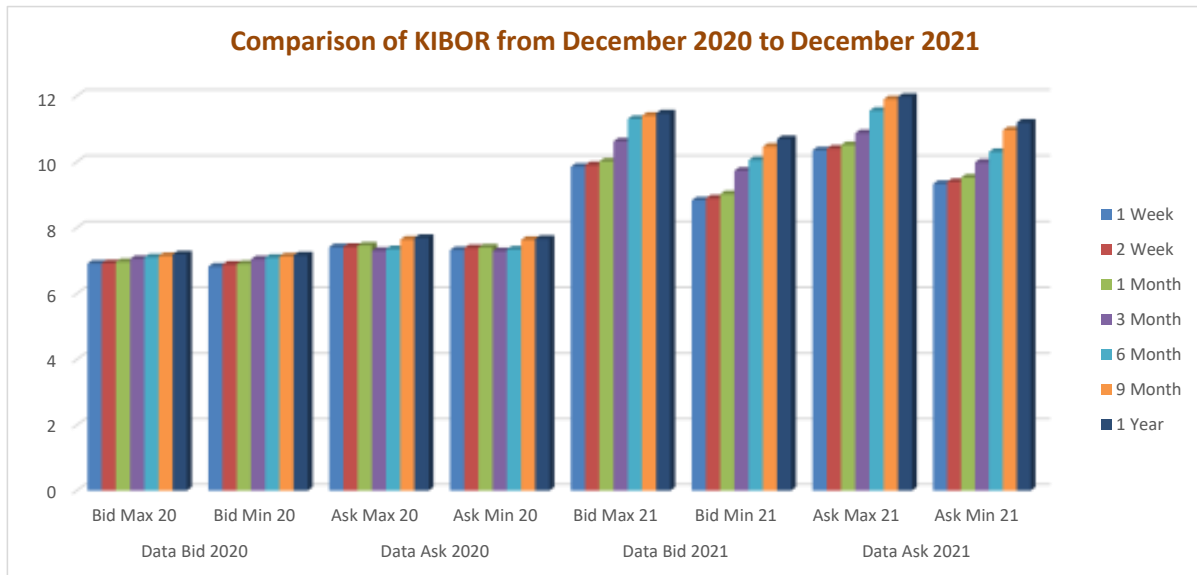
| | | Gold | Silver | Copper | Cotton | Local Cotton | Natural Gas |
|-----------|-----------|----------------|----------------|-----------|-----------|--------------------------|-------------|
| | | Per Troy Ounce | Per Troy Ounce | Per Pound | Per Pound | 37 Per KG (Weekly Price) | Per MMBTU |
| Month | Indicator | US\$ | US\$ | US\$ | US\$ | US\$ | US\$ |
| Dec. 2020 | Maximum | 1,896.54 | 26.64 | 3.63 | 75.12 | 64.40 | 2.88 |
| | Minimum | 1,810.95 | 23.79 | 3.49 | 69.42 | 59.77 | 2.33 |
| Dec. 2021 | Maximum | 1,828.43 | 23.28 | 4.46 | 114.34 | 98.85 | 4.57 |
| | Minimum | 1,769.36 | 21.90 | 4.18 | 105.54 | 95.46 | 3.56 |





Comparison of KIBOR from December 2020 to December 2021

| | Data Bid 2020 | | Data Ask 2020 | | Data Bid 2021 | | Data Ask 2021 | |
|---------|---------------|------------|---------------|------------|---------------|------------|---------------|------------|
| | Bid Max 20 | Bid Min 20 | Ask Max 20 | Ask Min 20 | Bid Max 21 | Bid Min 21 | Ask Max 21 | Ask Min 21 |
| 1 Week | 6.91 | 6.82 | 7.41 | 7.32 | 9.85 | 8.83 | 10.35 | 9.33 |
| 2 Week | 6.92 | 6.88 | 7.42 | 7.38 | 9.9 | 8.89 | 10.4 | 9.39 |
| 1 Month | 6.96 | 6.9 | 7.46 | 7.4 | 10.01 | 9.02 | 10.51 | 9.52 |
| 3 Month | 7.05 | 7.04 | 7.3 | 7.29 | 10.62 | 9.73 | 10.87 | 9.98 |
| 6 Month | 7.1 | 7.09 | 7.35 | 7.34 | 11.3 | 10.05 | 11.55 | 10.3 |
| 9 Month | 7.14 | 7.13 | 7.64 | 7.63 | 11.4 | 10.46 | 11.9 | 10.96 |
| 1 Year | 7.19 | 7.16 | 7.69 | 7.66 | 11.47 | 10.69 | 11.97 | 11.19 |





Comparison of LIBOR from December 2020 to December 2021

| C u r r e n c y | M o d e | Overnight | | 1 Week | | 1 Month | | 2 Month | | 3 Month | | 6 Month | | 1 Year | |
|--------------------------------------|------------------|-----------|-------|--------|-------|---------|-------|---------|-------|---------|-------|---------|-------|--------|-------|
| | | 2020 | 2021 | 2020 | 2021 | 2020 | 2021 | 2020 | 2021 | 2020 | 2021 | 2020 | 2021 | 2020 | 2021 |
| | | USD | Max | 0.09 | 0.08 | 0.11 | 0.08 | 0.16 | 0.11 | 0.19 | 0.16 | 0.25 | 0.22 | 0.27 | 0.35 |
| Min | 0.08 | | 0.06 | 0.09 | 0.06 | 0.14 | 0.10 | 0.17 | 0.14 | 0.22 | 0.17 | 0.24 | 0.27 | 0.33 | 0.46 |
| EURO | Max | -0.58 | -0.58 | -0.57 | -0.59 | -0.58 | -0.59 | -0.55 | -0.59 | -0.55 | -0.58 | -0.52 | -0.55 | -0.48 | -0.48 |
| | Min | -0.60 | -0.65 | -0.59 | -0.62 | -0.61 | -0.68 | -0.56 | -0.63 | -0.57 | -0.62 | -0.54 | -0.57 | -0.50 | -0.51 |
| GBP | Max | 0.05 | 0.19 | 0.04 | 0.19 | 0.04 | 0.19 | 0.05 | 0.23 | 0.04 | 0.26 | 0.06 | 0.49 | 0.13 | 0.84 |
| | Min | 0.03 | 0.04 | 0.03 | 0.04 | 0.02 | 0.06 | 0.02 | 0.06 | 0.02 | 0.08 | 0.02 | 0.26 | 0.08 | 0.62 |
| JPY | Max | -0.09 | -0.07 | -0.08 | -0.06 | -0.07 | -0.05 | -0.06 | -0.05 | -0.06 | -0.07 | -0.05 | -0.04 | 0.06 | 0.05 |
| | Min | -0.12 | -0.10 | -0.11 | -0.08 | -0.13 | -0.08 | -0.10 | -0.06 | -0.12 | -0.08 | -0.07 | -0.06 | 0.05 | 0.04 |



TMA organized session with Senator Aon Abbas Buppy Special Assistant to PM on E-Commerce



Mr. Kashif Mehtab Chairman TMA, Mr. Muzzammil Husain along with TMA members welcome Honorable Senator Aon Abbas Buppy Special Assistant to PM on E-Commerce upon his arrival at TMA Head Office

Mr. Kashif Mehtab Chawla, Mr. Feroze Alam Lari present TMA's crest to Senator Aon Abbas Buppy SAPM on E-Commerce.



Mr. Kashif Mehtab Chawla Chairman TMA presents welcome address. TMA members comprehend the session.



Senator Aon Abbas Buppy Special Assistant to PM on E-Commerce address to TMA members



TMA concern over shortage of Gas **massively hurting Towel Export**

Towel Manufacturers Association of Pakistan has privilege that TMA always raised voice for the betterment and growth of Towel and Textile sector of Pakistan.

At present situation of massive shortage of Gas to Towel / Textile sector of Pakistan, TMA once again performed its role and forwarded our grievances at all level including to Honorable Senator Aon Abbas Buppy Special Assistant to Prime Minister on E-Commerce during his kind visit at TMA Head Office Karachi on Wednesday, January 19, 2022 at 3:30pm.

The detail video has been circulated to our members and already uploaded on YouTube which is also accessible on following link.

<https://www.youtube.com/watch?v=g9yyuZNXq-M>



Historical Comparison of Pak Rupees VS US Dollar since 1948

| Year | Pak Rupees | Year | Pak Rupees |
|-----------|------------|---------|------------|
| | | 1972 | 8.6814 |
| 1948 | 3.3085 | 1973 | 9.9942 |
| 1949 | 3.3085 | 1974 | 9.9 |
| 1950 | 3.3085 | 1975 | 9.9 |
| 1951 | 3.3085 | 1976 | 9.9 |
| 1952 | 3.3085 | 1977 | 9.9 |
| 1953 | 3.3085 | 1978 | 9.9 |
| 1954 | 3.3085 | 1979 | 9.9 |
| 1955 | 3.9141 | 1980 | 9.9 |
| 1956 | 4.7619 | 1981 | 9.9 |
| 1957 | 4.7619 | 1982 | 11.8475 |
| 1958 | 4.7619 | 1983 | 13.117 |
| 1959 | 4.7619 | 1984 | 14.0463 |
| 1960 | 4.7619 | 1985 | 15.9284 |
| 1961 | 4.7619 | 1986 | 16.6475 |
| 1962 | 4.7619 | 1987 | 17.3988 |
| 1963 | 4.7619 | 1988 | 18.0033 |
| 1964 | 4.7619 | 1989 | 20.5415 |
| 1965 | 4.7619 | 1990 | 21.7074 |
| 1966 | 4.7619 | 1991 | 23.8008 |
| 1967 | 4.7619 | 1992 | 25.0828 |
| 1968 | 4.7619 | 1993 | 28.1072 |
| 1969 | 4.7619 | 1994 | 30.5666 |
| 1970 | 4.7619 | 1995 | 31.6427 |
| 1971 | 4.761 | 1996 | 36.0787 |
| | | 1997 | 41.1115 |
| | | 1998 | 45.0467 |
| Date/year | Currency | Selling | Buying |
| 30-Jun-99 | US\$ | 51.9 | 51.4 |
| 29-May-00 | US\$ | 51.9 | 51.4 |
| 30-May-01 | US\$ | 63.5 | 63 |
| 30-May-02 | US\$ | 60.5 | 60 |
| 30-May-03 | US\$ | 57.75 | 57.55 |
| 29-May-04 | US\$ | 57.8 | 57.6 |
| 30-May-05 | US\$ | 59.7 | 59.5 |
| 30-May-06 | US\$ | 60.4 | 60.2 |
| 30-May-07 | US\$ | 60.83 | 60.63 |
| 30-May-08 | US\$ | 67 | 66.8 |
| 30-Apr-09 | US\$ | 80.45 | 80.25 |



| Date | Currency | Selling | Buying | Date | Currency | Selling | Buying |
|-----------|----------|---------|--------|-----------|----------|---------|--------|
| 9-May-08 | US\$ | 67.5 | 67.3 | 9-Apr-12 | US\$ | 90.75 | 90.55 |
| 9-Jun-08 | US\$ | 67.45 | 67.25 | 7-May-12 | US\$ | 90.7 | 90.5 |
| 9-Jul-08 | US\$ | 71.2 | 71 | 12-Jun-12 | US\$ | 94.2 | 94 |
| 9-Aug-08 | US\$ | 72.4 | 72.2 | 13-Jul-12 | US\$ | 94.3 | 94.1 |
| 9-Sep-08 | US\$ | 76.2 | 76 | 1-Aug-12 | US\$ | 94.73 | 94.68 |
| 9-Oct-08 | US\$ | 79.45 | 79.25 | 6-Sep-12 | US\$ | 94.65 | 94.45 |
| 10-Nov-08 | US\$ | 81.1 | 80.9 | 2-Oct-12 | US\$ | 94.80 | 94.60 |
| 11-Dec-08 | US\$ | 78.7 | 78.5 | 2-Nov-12 | US\$ | 95.6 | 95.4 |
| 9-Jan-09 | US\$ | 79 | 78.8 | 7-Dec-12 | US\$ | 96.5 | 96.3 |
| 9-Feb-09 | US\$ | 79.4 | 79.2 | 18-Dec-12 | US\$ | 98 | 97.8 |
| 9-Mar-09 | US\$ | 80.6 | 80.4 | 18-Jan-13 | US\$ | 97.71 | 97.5 |
| 9-Apr-09 | US\$ | 80.5 | 80.3 | 11-Feb-13 | US\$ | 97.9 | 97.7 |
| 9-May-09 | US\$ | 80.35 | 80.15 | 28-Mar-13 | US\$ | 98.3 | 98.1 |
| 4-Jun-09 | US\$ | 80.6 | 80.4 | 18-Apr-13 | US\$ | 98.3 | 98.1 |
| 9-Jul-09 | US\$ | 81.5 | 81.3 | 7-Jun-13 | US\$ | 98.25 | 98.05 |
| 8-Aug-09 | US\$ | 82.3 | 82.1 | 18-Jul-13 | US\$ | 100.75 | 100.55 |
| 8-Sep-09 | US\$ | 83.1 | 82.9 | 27-Jul-13 | US\$ | 101.43 | 101.38 |
| 8-Oct-09 | US\$ | 83.2 | 83 | 7-Aug-13 | US\$ | 102.31 | 102.26 |
| 10-Nov-09 | US\$ | 83.6 | 83.4 | 4-Sep-13 | US\$ | 104.60 | 104.40 |
| 8-Dec-09 | US\$ | 84.1 | 83.9 | 24-Sep-13 | US\$ | 105.90 | 105.80 |
| 8-Jan-10 | US\$ | 84.85 | 84.65 | 13-Nov-13 | US\$ | 107.2 | 107 |
| 8-Feb-10 | US\$ | 85 | 84.8 | 9-Dec-13 | US\$ | 106.3 | 108.1 |
| 8-Mar-10 | US\$ | 84.75 | 84.55 | 7-Mar-14 | US\$ | 103.4 | 103.2 |
| 8-Apr-10 | US\$ | 83.6 | 83.4 | 12-Mar-14 | US\$ | 99.30 | 99.10 |
| 7-May-10 | US\$ | 84.25 | 84.05 | 13-Mar-14 | US\$ | 98.00 | 97.80 |
| 8-Jun-10 | US\$ | 85.45 | 85.25 | 27-Mar-14 | US\$ | 97.90 | 97.70 |
| 8-Jul-10 | US\$ | 85.7 | 85.5 | 3-May-14 | US\$ | 98.20 | 98.00 |
| 9-Aug-10 | US\$ | 85.9 | 85.7 | 13-Jun-14 | US\$ | 98.3 | 98.1 |
| 8-Sep-10 | US\$ | 85.95 | 85.75 | 23-Aug-14 | US\$ | 101.50 | 101.25 |
| 8-Oct-10 | US\$ | 85.85 | 85.65 | 10-Sep-14 | US\$ | 101.70 | 101.5 |
| 8-Nov-10 | US\$ | 85.55 | 85.35 | 12-Sep-14 | US\$ | 102.20 | 102.00 |
| 8-Dec-10 | US\$ | 85.75 | 85.55 | 31-Oct-14 | US\$ | 103.00 | 102.80 |
| 8-Jan-11 | US\$ | 85.8 | 85.6 | 5-Jun-15 | US\$ | 101.8 | 101.6 |
| 10-Feb-11 | US\$ | 85.25 | 85.05 | 25-Aug-15 | US\$ | 104.1 | 103.9 |
| 10-Mar-11 | US\$ | 85.3 | 85.1 | 20-Nov-15 | US\$ | 105.20 | 105.00 |
| 9-Apr-11 | US\$ | 85.1 | 84.9 | 4-Jul-16 | US\$ | 104.5 | 104.3 |
| 10-May-11 | US\$ | 84.85 | 84.65 | 17-Sep-16 | US\$ | 104.4 | 104.2 |
| 10-Jun-11 | US\$ | 85.7 | 85.5 | 1-Dec-16 | US\$ | 104.60 | 104.40 |
| 1-Jul-11 | US\$ | 85.95 | 85.75 | 17-Feb-17 | US\$ | 104.60 | 104.40 |
| 1-Aug-11 | US\$ | 86.6 | 86.4 | 5-Jul-17 | US\$ | 104.80 | 104.60 |
| 6-Sep-11 | US\$ | 87.5 | 87.3 | 6-Jul-17 | US\$ | 107.40 | 107.20 |
| 2-Oct-11 | US\$ | 87.3 | 87.1 | 7-Jul-17 | US\$ | 105.60 | 105.40 |
| 2-Nov-11 | US\$ | 86.2 | 86 | 28-Jul-17 | US\$ | 105.50 | 105.30 |
| 2-Dec-11 | US\$ | 88.6 | 88.4 | 13-Oct-17 | US\$ | 105.55 | 105.35 |
| 6-Jan-12 | US\$ | 90.3 | 90.1 | 10-Nov-17 | US\$ | 105.55 | 105.35 |
| 9-Feb-12 | US\$ | 90.5 | 90.3 | 12-Dec-17 | US\$ | 108.20 | 108.00 |
| 12-Mar-12 | US\$ | 90.7 | 90.5 | 14-Dec-17 | US\$ | 110.01 | 109.8 |



| Date | Curruncy | Inter Bank | | Open Market | |
|-------------|----------|------------|---------|-------------|---------|
| | | Buying | Selling | Buying | Selling |
| 20-Mar-2018 | US\$ | 110.30 | 110.70 | 114.80 | 115.20 |
| 13-Apr-2018 | US\$ | 115.61 | 115.62 | 116.60 | 116.90 |
| 23-May-2018 | US\$ | 115.26 | 115.70 | 118.10 | 117.70 |
| 20-Jun-2018 | US\$ | 121.30 | 121.50 | 123.50 | 124.50 |
| 20-Jul-2018 | US\$ | 128.49 | 128.51 | 130.00 | 130.50 |
| 15-Aug-2018 | US\$ | 123.90 | 124.10 | 121.70 | 122.50 |
| 5-Sep-2018 | US\$ | 124.10 | 124.30 | 124.20 | 125.00 |
| 24-Oct-2018 | US\$ | 131.00 | 132.00 | 132.50 | 133.00 |
| 15-Nov-2018 | US\$ | 133.90 | 134.00 | 134.30 | 134.70 |
| 13-Dec-2018 | US\$ | 138.89 | 138.91 | 139.00 | 139.50 |
| 14-Jan-2019 | US\$ | 138.93 | 138.95 | 138.60 | 139.20 |
| 12-Feb-2019 | US\$ | 138.92 | 139.02 | 138.60 | 139.10 |
| 22-Mar-2019 | US\$ | 140.80 | 141.30 | 140.00 | 141.00 |
| 18-Apr-2019 | US\$ | 141.41 | 141.51 | 141.50 | 142.00 |
| 16-May-2019 | US\$ | 147.00 | 147.50 | 146.00 | 147.50 |
| 17-Jun-2019 | US\$ | 157.00 | 157.30 | 155.50 | 156.50 |
| 15-Jul-2019 | US\$ | 159.90 | 160.00 | 159.60 | 160.50 |
| 16-Aug-2019 | US\$ | 158.95 | 159.05 | 159.00 | 159.50 |
| 20-Sep-2019 | US\$ | 156.10 | 156.15 | 155.80 | 156.30 |
| 4-Oct-2019 | US\$ | 156.20 | 156.70 | 156.00 | 156.70 |
| 21-Dec-2019 | US\$ | 154.85 | 155.35 | 154.50 | 154.90 |
| 3-Jan-2020 | US\$ | 154.85 | 155.36 | 154.40 | 155.10 |
| 10-Mar-2020 | US\$ | 156.90 | 157.70 | 156.00 | 157.00 |
| 21-Apr-2020 | US\$ | 163.35 | 163.85 | 161.72 | 165.49 |
| 19-May-2020 | US\$ | 160.00 | 160.50 | 159.70 | 161.30 |
| 15-Jun-2020 | US\$ | 164.25 | 164.75 | 164.00 | 165.50 |
| 22-Jul-2020 | US\$ | 167.90 | 168.40 | 167.00 | 168.50 |
| 31-Aug-2020 | US\$ | 167.00 | 167.50 | 167.00 | 168.00 |
| 21-Oct-2020 | US\$ | 162.20 | 162.70 | 162.00 | 163.00 |
| 3-Nov-2020 | US\$ | 160.00 | 160.50 | 159.00 | 160.00 |
| 22-Mar-2021 | US\$ | 155.90 | 156.40 | 155.50 | 156.50 |
| 23-Apr-2021 | US\$ | 153.50 | 154.00 | 153.80 | 154.80 |
| 28-May-2021 | US\$ | 154.85 | 155.35 | 154.50 | 156.00 |
| 28-Jun-2021 | US\$ | 157.65 | 158.15 | 158.00 | 159.00 |
| 24-Jul-2021 | US\$ | 161.45 | 161.95 | 161.50 | 163.00 |
| 26-Aug-2021 | US\$ | 166.20 | 166.70 | 165.80 | 166.80 |
| 14-Sep-2021 | US\$ | 168.15 | 168.25 | 168.40 | 168.80 |
| 5-Oct-2021 | US\$ | 170.80 | 171.30 | 171.50 | 172.50 |
| 12-Nov-2021 | US\$ | 175.73 | 175.83 | 177.80 | 179.50 |
| 18-Dec-2021 | US\$ | 177.75 | 178.25 | 181.30 | 183.30 |
| 26-Jan-2022 | US\$ | 176.40 | 176.90 | 178.00 | 179.50 |



SMA Rizvi Textile Institute

A Joint Project of Ministry of Commerce, Govt. of Pakistan
and Towel Manufacturers' Association of Pakistan



ADMISSIONS OPEN

4 Years

BS (Bachelor in Science)

Textiles (wet-Processing)

Affiliated with University of Karachi

Eligibility: F.Sc (Pre-Engineering) / DAE with 50% marks

Evening Program

Timings : 06:00 pm to 09:00 pm
(Weekdays) &
10:00 am to 4:30 pm
(Sundays)



3 Years

DAE (Diploma of Associate Engineer)

Textile Weaving, Textile Dye. & Printing, Chemical
Mechanical, Civil, Electrical & Electronics

Affiliated with Sindh Board of Technical Education (SBTE)

Eligibility: Metric Science / Technical

Morning Program

Timings : 08:30 am to 01:30 pm
(Weekdays)




4/6 Months

Short Courses

Advance Merchandizing, Fashion Designing,
Generator Technician, Industrial Electrician,
Textile Testing/Quality Control,
Textile Wet-Processing
Weaving Loom Operator

Special Concession For Girls

Scholarships available on Merit/need basis



Plot # 231, Sector # 23, Road 10,000, Korangi Industrial Area, Karachi.
Ph: 021-35053277, 35076897, 0321-3222270 www.smarti.edu.pk , E-mail: sro_smarti@gmail.com