

Towel Manufacturers Association of Pakistan



# The Bulletin

Volume 50 ----- August 2024



**For Information & Feedback**

**TMA House**

77-A, SMCHS, Karachi – 74400 (Pakistan)

Phone : (92 21) 34382801-4, Fax : (92 21) 34551628

Email : [tma@towelassociation.com](mailto:tma@towelassociation.com)

Website : [www.towelassociation.com](http://www.towelassociation.com)



## Table of Contents

S. No.	Detail of Content	Page No.
1	Comparison of Export for the Month of August 2023 & August 2024 (All Textiles) : <b>Source Pakistan Bureau of Statistics</b>	Page 1
2	Comparison of Export Year wise of July- August 2023-24 & July- August 2024-25 (All Textiles) <b>Source Pakistan Bureau of Statistics</b>	Page 2
3	Comparison of Top Exporting Countries of World of August 2023 vs 2024 for Textile Products 6302-6010	Page 3-5
4	Comparison of Top Exporting Countries of World of August 2023 vs 2024 for Value Addition Textile Products 6302-6020	Page 6
5	Comparison of Top Exporting Countries of World of August 2023 vs 2024 for Value Addition Textile Products 6302-6090	Page 7-8
6	Analysis of Currencies for the Month of August 2023 and August 2024: <b>Source Tresmark</b>	Page 9
7	Analysis of Commodities for the Month of August 2023 and August 2024: <b>Source Tresmark</b>	Page 10
8	Comparison of KIBOR for the Month of August 2023 and August 2024: <b>Source Tresmark</b>	Page 11



Comparison of Export for the Month of August 2023 & August 2024

S.#	COMMODITIES	UNIT	August 2023			August 2024			Unit Price	Change in Qty	% Change in Qty	Change in Value	% Change in Value
			QTY	VALUE		QTY	VALUE						
				IN US\$ (000')	Unit Price		IN US\$ (000')	Unit Price					
1	Raw Cotton & Cotton Carded OR Combed	M.T.	1,639	2,522	1.54								
2	Cotton Yarn	M.T.	38,686	104,806	2.71	19,845	54,838	2.76	-18841	-48.70	-49968	-47.68	
3	Cotton Cloth	TH.SQM.	31,858	159,977	5.02	33,665	182,506	5.42	1807	5.67	22529	14.08	
4	Cotton Carded OR Combed	M.T.	79	142	1.80								
5	Yarn Other Than Cotton	M.T.	1,165	3,361	2.88	1,277	3,396	2.66	112	9.61	35	1.04	
6	Knitwear	TH.DOZ.	22,056	401,257	18.19	22,252	462,903	20.80	196	0.89	61646	15.36	
7	Bed Wear	M.T.	42,189	252,140	5.98	48,724	290,448	5.96	6535	15.49	38308	15.19	
8	Towels	M.T.	18,713	87,018	4.65	21,061	100,673	4.78	2348	12.55	13655	15.69	
9	Tent, Canvas & Tarpulin	M.T.	2,609	9,394	3.60	2,567	8,700	3.39	-42	-1.61	-694	-7.39	
10	Readymade Garment	TH.DOZ.	8,254	284,019	34.41	6,657	363,050	54.54	-1597	-19.35	79031	27.83	
11	Art-Silk & Synthetic Textile	TH.SQM.	6,699	28,935	4.32	7,385	33,999	4.60	686	10.24	5064	17.50	
12	Made-ups (Other Textiles)	-		62,549			71,328						
13	Other Textile Products	-		59,106			72,476						
<b>TOTAL</b>			<b>173,947</b>	<b>1,455,226</b>		<b>163,433</b>	<b>1,644,317</b>						



Comparison of Export Year wise of July-August 2023-24 & July-August 2024-25

S.#	COMMODITIES	UNIT	July-August 2023-2024			July-August 2024-2025			Change in Qty	% Change in Qty	Change in Value	% Change in Value
			QTY	VALUE		QTY	VALUE					
				IN US\$ (000')	Unit Price		IN US\$ (000')	Unit Price				
1	Raw Cotton & Cotton Carded OR Combed	M.T.	1,932	3,073	1.59							
2	Cotton Yarn	M.T.	73,296	201,837	2.75	40,276	110,588	2.75	-33020	-45.05	-91249	-45.21
3	Cotton Cloth	TH.SQ M.	59,718	300,913	5.04	60,089	322,654	5.37	371	0.62	21741	7.23
4	Cotton Carded OR Combed	M.T.	240	351	1.46							
5	Yarn Other Than Cotton	M.T.	2,426	6,653	2.74	2,220	5,952	2.68	-206	-8.49	-701	-10.54
6	Knitwear	TH.DOZ.	41,032	765,797	18.66	40,555	820,585	20.23	-477	-1.16	54788	7.15
7	Bed Wear	M.T.	76,940	469,049	6.10	83,970	504,753	6.01	7030	9.14	35704	7.61
8	Towels	M.T.	33,813	159,784	4.73	35,631	170,766	4.79	1818	5.38	10982	6.87
9	Tent, Canvas & Tarpulin	M.T.	5,636	18,916	3.36	5,653	19,577	3.46	17	0.30	661	3.49
10	Readymade Garment	TH.DOZ.	11,404	558,748	49.00	12,394	658,499	53.13	990	8.68	99751	17.85
11	Art-Silk & Synthetic Textile	TH.SQM	12,886	55,102	4.28	13,564	61,244	4.52	678	5.26	6142	11.15
12	Made-ups (Other Textiles)	-		113,589			119,386					
13	Other Textile Products	-		113,058			121,449					
<b>TOTAL</b>			<b>319,323</b>	<b>2,766,870</b>		<b>294,352</b>	<b>2,915,453</b>					

HS Code: 63026010	Toilet linen and kitchen linen, of terry towelling or similar terry fabrics of cotton (excluding floorcloths, polishing cloths, dishcloths and dusters): towels, mill-made						
US\$ M	2023-24			2024-25			
Country	July	August	Total	July	August	Total	+/-
<b>Total</b>	<b>66.385432</b>	<b>78.555897</b>	<b>144.94133</b>	<b>64.158036</b>	<b>92.315648</b>	<b>156.47368</b>	<b>7.96</b>
United States	21.49044	31.599188	53.089627	24.02943	35.619499	59.648929	12.36
United Kingdom	8.3982232	7.4014787	15.799702	4.8567783	8.7576666	13.614445	-13.83
Netherlands	4.8134551	5.4735917	10.287047	4.8536069	7.8223191	12.675926	23.22
Italy	4.124913	4.1754302	8.3003432	3.2285615	4.4820613	7.7106228	-7.10
Spain	3.9165296	4.0896415	8.0061711	4.041689	4.3900003	8.4316893	5.31
Germany	2.774883	3.9231027	6.6979857	4.1387118	2.8965776	7.0352894	5.04
Poland	1.508484	2.172316	3.6808	1.8084182	2.8161162	4.6245344	25.64
France	2.8425896	2.0457108	4.8883005	1.6370355	2.4333182	4.0703537	-16.73
United Arab Emirates	1.1279095	1.5946198	2.7225294	1.5138578	1.9182389	3.4320967	26.06
Belgium	1.0692465	1.2214946	2.2907411	0.8516216	1.7721528	2.6237744	14.54
Greece	1.5480628	1.2189324	2.7669953	1.4272644	1.6374244	3.0646888	10.76
Canada	1.0588613	1.2303585	2.2892199	0.6320848	1.5624207	2.1945055	-4.14
Ghana	0.3924235	0.4979978	0.8904213	0.006315	1.4689895	1.4753045	65.69
Ireland	0.8314513	0.9474538	1.7789051	0.6905899	1.3971863	2.0877762	17.36
South Africa	1.1900574	1.0607073	2.2507646	1.0530385	1.2128721	2.2659106	0.67
Brazil	0.4829479	0.3441949	0.8271428	0.4925142	1.173223	1.6657373	101.38
Saudi Arabia	0.8279081	0.3440808	1.1719889	0.2619292	0.8624702	1.1243994	-4.06
Romania	0.6115048	0.8223485	1.4338533	1.0561995	0.7314342	1.7876337	24.67
Denmark	0.6571376	0.9199448	1.5770824	0.8742053	0.677436	1.5516414	-1.61
Australia	0.3405593	0.4889587	0.829518	0.4303844	0.6201842	1.0505686	26.65
Slovenia	0.4467464	0.2935595	0.7403058	0.4751368	0.6032587	1.0783955	45.67
Senegal	0.2167121	0.1326175	0.3493296	0.0948526	0.5919112	0.6867638	96.59
Sweden	0.1704049	0.8679178	1.0383227	0.4849149	0.4692456	0.9541605	-8.11
Malaysia	0.2225665	0.3309986	0.5535651	0.2999285	0.4007167	0.7006452	26.57
Mexico	0.2073042	0.0299375	0.2372417	0.7216879	0.3969187	1.1186066	371.51
Portugal	0.4337931	0.2053538	0.6391468	0.1147586	0.3957982	0.5105568	-20.12
Bulgaria	0.1164298	0.3568867	0.4733165	0.14919	0.3879136	0.5371036	13.48
Norway	0.2584149	0.2814986	0.5399134	0.2838017	0.3585334	0.6423351	18.97
Hungary	0.4969501	0.2942232	0.7911733	0.3466907	0.322478	0.6691687	-15.42
Kenya	0.2094052	0.254542	0.4639472	0.2709108	0.318371	0.5892819	27.01
Philippines	0.1892435	0.2564831	0.4457266	0.1521199	0.2998219	0.4519418	1.39
New Zealand	0.0972531	0.3763441	0.4735973	0.3918012	0.2960926	0.6878938	45.25
Chile	0.0412916	0.2273938	0.2686854	0.404935	0.283675	0.68861	156.29
Turkey		0.0413404	0.0413404	0.1045681	0.2209808	0.3255489	687.48
Tanzania, United Republic Of	0.1652893	0.3819222	0.5472114	0.0341684	0.2021937	0.2363621	-56.81
Colombia		0.0529967	0.0529967		0.1981436	0.1981436	273.88
Croatia	0.2198886	0.0491522	0.2690408	0.2327587	0.1854787	0.4182374	55.45
Nigeria	0.1283155	0.0791635	0.207479	0.1303676	0.1736288	0.3039964	46.52
Czech Republic	0.0445866	0.036149	0.0807356	0.0247814	0.1519466	0.176728	118.90
Panama	0.1821509	0.3540436	0.5361945	0.1072568	0.1513153	0.2585721	-51.78
Austria			0	0.0394117	0.1355893	0.1750011	#DIV/0!
Dominican Republic	0.01676		0.01676		0.1342212	0.1342212	700.84
Oman	0.0979189	0.1341514	0.2320703	0.0314258	0.1263827	0.1578085	-32.00
Finland	0.0273859	0.0117132	0.0390991		0.1260692	0.1260692	222.44
Cyprus	0.1903899	0.2234915	0.4138814	0.1347499	0.1177207	0.2524706	-39.00
Singapore	0.1300639	0.0132987	0.1433626	0.0046162	0.1047554	0.1093716	-23.71
Paraguay			0	0.0833106	0.0990746	0.1823852	#DIV/0!
Lithuania	0.0362459	0.0906737	0.1269195	0.1555468	0.0972825	0.2528293	99.20
Malta	0.2041714	0.159664	0.3638354	0.1835146	0.0874379	0.2709525	-25.53
Mauritius	0.0246085	0.043166	0.0677745	0.00845	0.0655988	0.0740488	9.26
Kuwait	0.2275128	0.1507256	0.3782384	0.0218136	0.0615686	0.0833821	-77.96
Reunion	0.0281284	0.057136	0.0852644	0.0718914	0.0612369	0.1331283	56.14
Uruguay		0.0122075	0.0122075	0.039669	0.0547389	0.0944079	673.36
Morocco			0	0.0013412	0.0543276	0.0556688	#DIV/0!
Mozambique		0.0580417	0.0580417	0.0640428	0.0499953	0.1140381	96.48
Estonia		0.0390088	0.0390088		0.039403	0.039403	1.01
Puerto Rico	0.1092022		0.1092022		0.0371052	0.0371052	-66.02

HS Code: 63026010	Toilet linen and kitchen linen, of terry towelling or similar terry fabrics of cotton (excluding floorcloths, polishing cloths, dishcloths and dusters): towels, mill-made						
US\$ M	2023-24			2024-25			+/-
Country	July	August	Total	July	August	Total	
Guinea			0		0.0358743	0.0358743	#DIV/0!
Japan	0.2263559	0.2763844	0.5027403	0.0854735	0.0283956	0.1138692	-77.35
Ecuador		0.0807948	0.0807948		0.026628	0.026628	-67.04
Latvia		0.0643269	0.0643269	0.0312352	0.0206457	0.0518809	-19.35
Dominica			0		0.0197032	0.0197032	#DIV/0!
Slovakia		0.0138919	0.0138919	0.0024368	0.016761	0.0191978	38.19
Qatar	0.0316327	0.0196402	0.0512729	0.0499645	0.0141568	0.0641213	25.06
Bahrain/Kingdom Of Bahrain	0.0210822	0.0246707	0.0457529	0.0096141	0.0130536	0.0226677	-50.46
Barbados			0		0.009457	0.009457	#DIV/0!
Kazakistan			0		0.0071236	0.0071236	#DIV/0!
Jordan	0.053784	0.0426654	0.0964494		0.00615	0.00615	-93.62
Korea (South)	0.0189143	0.0062294	0.0251437		0.002516	0.002516	-89.99
Afghanistan	0.00061	0.0001	0.00071	0.003595	0.00135	0.004945	596.48
Switzerland			0	0.0001831	0.00099	0.0011731	#DIV/0!
China	0.01746		0.01746	0.000592	0.000203	0.000795	-95.45
Madagascar	0.0314284		0.0314284		0.00012	0.00012	-99.62
	0.0054839		0.0054839			0	-100.00
Albania	0.0266664	0.0377008	0.0643671			0	-100.00
Algeria	0.0400494	0.0631974	0.1032467	0.0364059		0.0364059	-64.74
Angola		0.0135631	0.0135631			0	-100.00
Argentina	0.0254122		0.0254122			0	-100.00
Aruba	0.0919407		0.0919407			0	-100.00
Benin	0.05841		0.05841			0	-100.00
Brunei Darussalam			0			0	#DIV/0!
Cameroon			0			0	#DIV/0!
Congo, Democratic Republic Of		0.00375	0.00375	0.00072		0.00072	-80.80
Costa Rica	0.0338976		0.0338976	0.1610117		0.1610117	374.99
Djibouti			0			0	#DIV/0!
Egypt			0			0	#DIV/0!
El Salvador			0			0	#DIV/0!
Fiji		0.0289878	0.0289878			0	-100.00
French Polynesia			0			0	#DIV/0!
Gabon	0.0376254		0.0376254	0.0856358		0.0856358	127.60
Gambia	0.004375		0.004375	0.0048255		0.0048255	10.30
Georgia	0.0068168		0.0068168	0.0097189		0.0097189	42.57
Guadeloupe			0			0	#DIV/0!
Guatemala	0.0399889	0.040212	0.0802009			0	-100.00
Honduras		0.095211	0.095211			0	-100.00
Hong Kong			0			0	#DIV/0!
Hong Kong, china			0	0.0269023		0.0269023	#DIV/0!
Iraq			0			0	#DIV/0!
Ivory Coast / Cote D'Ivoire	0.08928		0.08928			0	-100.00
Jamaica	0.0534614	0.0102501	0.0637115			0	-100.00
Kazakhstan	0.002439	0.0068333	0.0092723	0.006		0.006	-35.29
Lebanon		0.0466484	0.0466484			0	-100.00
Lesotho	0.18315		0.18315			0	-100.00
Liberia			0			0	#DIV/0!
Malawi	0.0073	0.01344	0.02074			0	-100.00
Maldives			0	0.0024948		0.0024948	#DIV/0!
Martinique	0.0361266		0.0361266			0	-100.00
Mayotte			0			0	#DIV/0!
Montenegro			0			0	#DIV/0!
New Caledonia			0			0	#DIV/0!
Nicaragua			0			0	#DIV/0!
Papua New Guinea			0			0	#DIV/0!
Peru			0			0	#DIV/0!
Russian Federation	0.1039619	0.0457963	0.1497582			0	-100.00
Russian Fedration			0			0	#DIV/0!
			Page # 4			0	#VALUE!

HS Code: 63026010	Toilet linen and kitchen linen, of terry towelling or similar terry fabrics of cotton (excluding floorcloths, polishing cloths, dishcloths and dusters): towels, mill-made						
US\$ M	2023-24			2024-25			+/-
Country	July	August	Total	July	August	Total	
Serbia			0			0	#DIV/0!
Seychelles			0			0	#DIV/0!
Sierra Leone			0			0	#DIV/0!
Somalia		0.019701	0.019701			0	-100.00
Sri Lanka	0.0081617	0.0348919	0.0430536	0.0925774		0.0925774	115.03
Taiwan/Sep Customs Territory	0.0567739		0.0567739			0	-100.00
Thailand	0.0055		0.0055			0	-100.00
Togo	0.1042015	0.048625	0.1528265			0	-100.00
Trinidad And Tobago	0.016421		0.016421			0	-100.00
Tunisia		0.0233881	0.0233881			0	-100.00
Uganda			0			0	#DIV/0!
Ukrainian			0			0	#DIV/0!
Venezuela, Bolivarian Republic		0.0276444	0.0276444			0	-100.00
Viet Nam			0			0	#DIV/0!

HS Code 63026020	Toilet linen and kitchen linen, of terry towelling or similar terry fabrics of cotton (excluding floorcloths, polishing cloths, dishcloths and dusters): towels of cotton, hand loom						
<b>US\$ M</b>	2023-24			2024-25			<b>+/-</b>
<b>Country</b>	July	August	Total	July	August	Total	
<b>Total</b>	<b>0.9973791</b>	<b>2.7518373</b>	<b>3.7492163</b>	<b>1.8680637</b>	<b>1.7530258</b>	<b>3.6210895</b>	<b>-3.42</b>
Hungary			0	0.5186569	0.4741938	0.9928507	#DIV/0!
Poland	0.0155252		0.0155252	0.4444863	0.4105119	0.8549982	5,407.16
Romania			0	0.1448108	0.1776625	0.3224733	#DIV/0!
Ghana	0.175	0.173684	0.348684	0.29668		0.29668	-14.91
United States	0.003249	0.0559778	0.0592268	0.0210225	0.250263	0.2712855	358.05
South Africa		0.122395	0.122395	0.19542		0.19542	59.66
Ivory Coast / Cote D'Ivoire		0.45925	0.45925	0.165702		0.165702	-63.92
Spain			0	0.0185653	0.1307569	0.1493221	#DIV/0!
United Kingdom	0.0054238	0.0001	0.0055238	0.0005102	0.1260173	0.1265275	2,190.58
Saudi Arabia	0.411082	0.474018	0.8851	0.01125	0.0599309	0.0711809	-91.96
Mauritius			0		0.0452375	0.0452375	#DIV/0!
United Arab Emirates	0.199551	0.699351	0.898902	0.033305		0.033305	-96.29
France			0		0.0265536	0.0265536	#DIV/0!
Malaysia	0.045038	0.223363	0.268401		0.02382	0.02382	-91.13
Germany		0.0024908	0.0024908	0.0031551	0.0192877	0.0224429	801.02
Puerto Rico			0	0.0144996		0.0144996	#DIV/0!
Slovenia			0		0.0087908	0.0087908	#DIV/0!
Azerbaijan		0.0066934	0.0066934			0	-100.00
Belgium			0			0	#DIV/0!
Canada	0.0470969		0.0470969			0	-100.00
Croatia	0.0211005		0.0211005			0	-100.00
Denmark			0			0	#DIV/0!
Djibouti			0			0	#DIV/0!
Gambia	0.02268	0.03983	0.06251			0	-100.00
Georgia			0			0	#DIV/0!
Greece			0			0	#DIV/0!
Hong Kong		0.01344	0.01344			0	-100.00
Ireland			0			0	#DIV/0!
Italy	0.0335799		0.0335799			0	-100.00
Jordan		0.07791	0.07791			0	-100.00
Kenya			0			0	#DIV/0!
Kuwait		0.0107152	0.0107152			0	-100.00
Lesotho		0.159985	0.159985			0	-100.00
Mexico		0.000357	0.000357			0	-100.00
Mozambique			0			0	#DIV/0!
Netherlands			0			0	#DIV/0!
Nigeria	0.0054002		0.0054002			0	-100.00
Oman		0.08848	0.08848			0	-100.00
Senegal		0.12754	0.12754			0	-100.00
Singapore			0			0	#DIV/0!
Somalia			0			0	#DIV/0!
Sri Lanka	0.0114519		0.0114519			0	-100.00
Switzerland			0			0	#DIV/0!
Tanzania, United Republic of	0.0012006	0.014882	0.0160826			0	-100.00
Togo		0.001375	0.001375			0	-100.00
Turkey			0			0	#DIV/0!



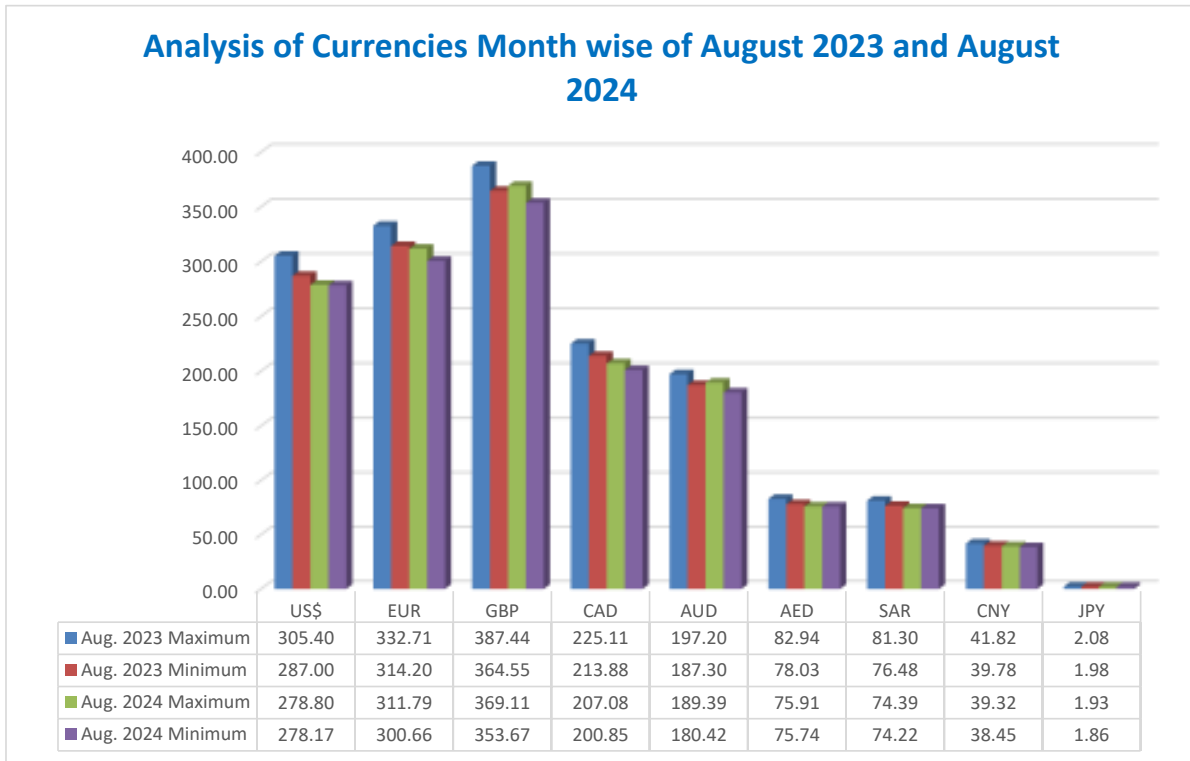
HS Code 63026090	Toilet linen and kitchen linen, of terry towelling or similar terry fabrics of cotton (excluding floorcloths, polishing cloths, dishcloths and dusters): other						
US\$ M	2023-24			2024-25			+/-
Country	July	August	Total	July	August	Total	
<b>TOTAL</b>	<b>4.9412134</b>	<b>6.9093342</b>	<b>11.850548</b>	<b>4.0815515</b>	<b>99.326532</b>	<b>103.40808</b>	772.60
United States	1.2835717	2.1184293	3.402001	1.5795875	35.619499	37.199086	993.45
France	1.654316	1.5079246	3.1622406	0.1286757	8.7576666	8.8863423	181.01
Germany	0.3138324	0.562066	0.8758984	0.615992	7.8223191	8.4383112	863.39
United Kingdom	0.3798098	0.6611046	1.0409144	0.4215817	4.4820613	4.903643	371.09
South Africa	0.3218232	0.0698	0.3916232	0.000908	4.3900003	4.3909083	1,021.21
Netherlands	0.4034385	0.7493082	1.1527467	0.2940586	2.8965776	3.1906361	176.79
Italy	0.1071487	0.400323	0.5074717	0.2860939	2.8161162	3.1022101	511.31
Senegal			0		2.6384208	2.6384208	#DIV/0!
Spain	0.0761294	0.2849311	0.3610606	0.1631002	2.4333182	2.5964184	619.11
Ghana			0	0.00384	1.9182389	1.9220789	#DIV/0!
United Arab Emirates	0.0547641	0.0783934	0.1331575	0.103988	1.7721528	1.8761408	1,308.96
Malaysia	0.0669475	0.0519057	0.1188532	0.0584802	1.6374244	1.6959046	1,326.89
Portugal			0	0.089622	1.5624207	1.6520427	#DIV/0!
Canada	0.020027	0.0088773	0.0289042	0.172723	1.3971863	1.5699094	5,331.42
Lithuania		0.001664	0.001664	0.0344168	1.4689895	1.5034063	90,249.07
Belgium	0.0309556	0.0102501	0.0412056	0.0554785	1.2128721	1.2683506	2,978.10
Ecuador			0		1.173223	1.173223	#DIV/0!
Australia		0.0037634	0.0037634	0.0116432	0.8624702	0.8741133	23,126.47
Kuwait		0.0168466	0.0168466		0.7314342	0.7314342	4,241.73
Ireland	0.0265664	0.0249597	0.0515261		0.677436	0.677436	1,214.74
Saudi Arabia		0.0166075	0.0166075		0.6201842	0.6201842	3,634.36
Greece	0.0261567	0.0562395	0.0823962		0.6032587	0.6032587	632.14
Kenya	0.0171166	0.0286119	0.0457285		0.5919112	0.5919112	1,194.40
Denmark	0.0083635	0.0083635	0.016727	0.01225	0.5623614	0.5746115	3,335.23
Norway	0.0064896	0.0131712	0.0196608		0.4741938	0.4741938	2,311.87
Oman	0.000891		0.000891		0.4692456	0.4692456	52,565.09
Cyprus	0.0102041	0.0306309	0.040835		0.4414819	0.4414819	981.14
Qatar			0		0.4233016	0.4233016	#DIV/0!
Thailand			0		0.4220255	0.4220255	#DIV/0!
Afghanistan	0.000187	5.5E-05	0.000242	0.00025	0.4105119	0.4107619	169,635.10
Angola			0		0.4007167	0.4007167	#DIV/0!
Austria			0		0.3975533	0.3975533	#DIV/0!
Azerbaijan	0.01411	0.0147634	0.0288734		0.3969187	0.3969187	1,274.69
Bahrain/Kingdom Of Bahrain			0		0.3957982	0.3957982	#DIV/0!
Brazil			0		0.3879136	0.3879136	#DIV/0!
Colombia			0		0.3585334	0.3585334	#DIV/0!
Costa Rica			0		0.3251369	0.3251369	#DIV/0!
Croatia		0.0142309	0.0142309		0.322478	0.322478	2,166.04
Czech Republic		0.0004716	0.0004716		0.318371	0.318371	67,408.50
Estonia			0		0.2998219	0.2998219	#DIV/0!
Finland			0		0.2960926	0.2960926	#DIV/0!
Hungary			0		0.283675	0.283675	#DIV/0!
Jordan			0		0.2568594	0.2568594	#DIV/0!
Latvia			0		0.250263	0.250263	#DIV/0!
Maldives			0		0.2209808	0.2209808	#DIV/0!
Malta			0		0.2130391	0.2130391	#DIV/0!
Mozambique			0	0.020564	0.1854787	0.2060427	#DIV/0!
Mauritius		0.0035604	0.0035604		0.2021937	0.2021937	5,579.03
Morocco		0.0107492	0.0107492		0.1981436	0.1981436	1,743.33
New Zealand	0.0073106	0.0053486	0.0126593		0.183865	0.183865	1,352.41
Poland	0.031396	0.0632269	0.0946228	0.0170198	0.1611075	0.1781272	88.25
Nigeria			0		0.1776625	0.1776625	#DIV/0!

HS Code 63026090	Toilet linen and kitchen linen, of terry towelling or similar terry fabrics of cotton (excluding floorcloths, polishing cloths, dishcloths and dusters): other						
US\$ M	2023-24			2024-25			+/-
Country	July	August	Total	July	August	Total	
<b>TOTAL</b>	<b>4.9412134</b>	<b>6.9093342</b>	<b>11.850548</b>	<b>4.0815515</b>	<b>99.326532</b>	<b>103.40808</b>	772.60
Panama	0.0082933	0.0410956	0.0493889		0.1736288	0.1736288	251.55
Puerto Rico			0		0.1519466	0.1519466	#DIV/0!
Reunion			0		0.1513153	0.1513153	#DIV/0!
Singapore			0	0.006653	0.1308656	0.1375187	#DIV/0!
Romania	0.0698467	0.0516611	0.1215078		0.1355893	0.1355893	11.59
Saint Lucia			0		0.1342212	0.1342212	#DIV/0!
Slovakia			0		0.1307569	0.1307569	#DIV/0!
Sri Lanka			0	0.0046254	0.1260173	0.1306427	#DIV/0!
Slovenia			0		0.1263827	0.1263827	#DIV/0!
Somalia	0.001518		0.001518		0.1260692	0.1260692	8,204.72
Sweden			0		0.1177207	0.1177207	#DIV/0!
Trinidad And Tobago			0		0.1047554	0.1047554	#DIV/0!
Turkey			0		0.0990746	0.0990746	#DIV/0!
Uruguay			0		0.0972825	0.0972825	#DIV/0!



**Analysis of Currencies Month wise of August 2023 and August 2024**

Month	Indicator	US\$	EUR	GBP	CAD	AUD	AED	SAR	CNY	JPY
Aug. 2023	Maximum	305.40	332.71	387.44	225.11	197.20	82.94	81.30	41.82	2.08
	Minimum	287.00	314.20	364.55	213.88	187.30	78.03	76.48	39.78	1.98
Aug. 2024	Maximum	278.80	311.79	369.11	207.08	189.39	75.91	74.39	39.32	1.93
	Minimum	278.17	300.66	353.67	200.85	180.42	75.74	74.22	38.45	1.86

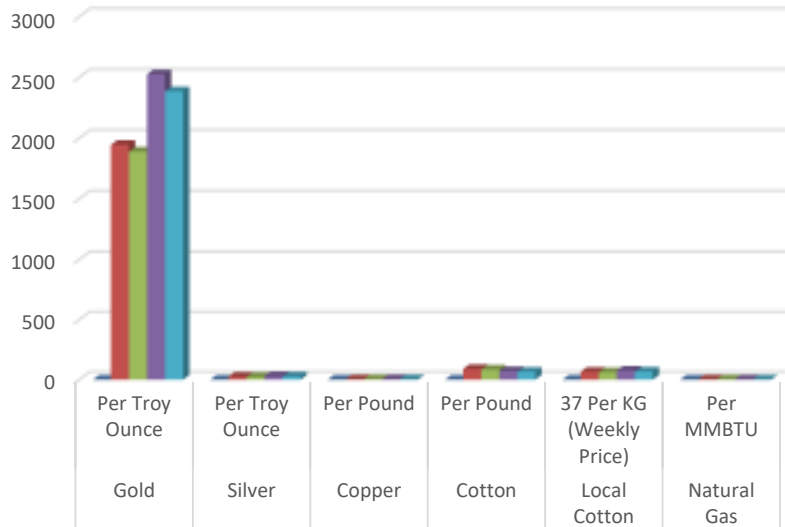




Analysis of Commodities Month wise of August 2023 and August 2024

		Gold	Silver	Copper	Cotton	Local Cotton	Natural Gas
		Per Troy Ounce	Per Troy Ounce	Per Pound	Per Pound	37 Per KG (Weekly Price)	Per MMBTU
Month	Indicator	US\$	US\$	US\$	US\$	US\$	US\$
Aug. 2023	Maximum	1,944.08	24.70	3.90	89.29	65.61	2.96
	Minimum	1,888.19	22.39	3.67	84.32	61.56	2.48
Aug. 2024	Maximum	2,524.57	29.99	4.23	71.10	75.81	2.24
	Minimum	2,384.98	26.65	3.94	65.79	66.96	1.90

Analysis of Commodities Month wise of August 2023 and August 2024

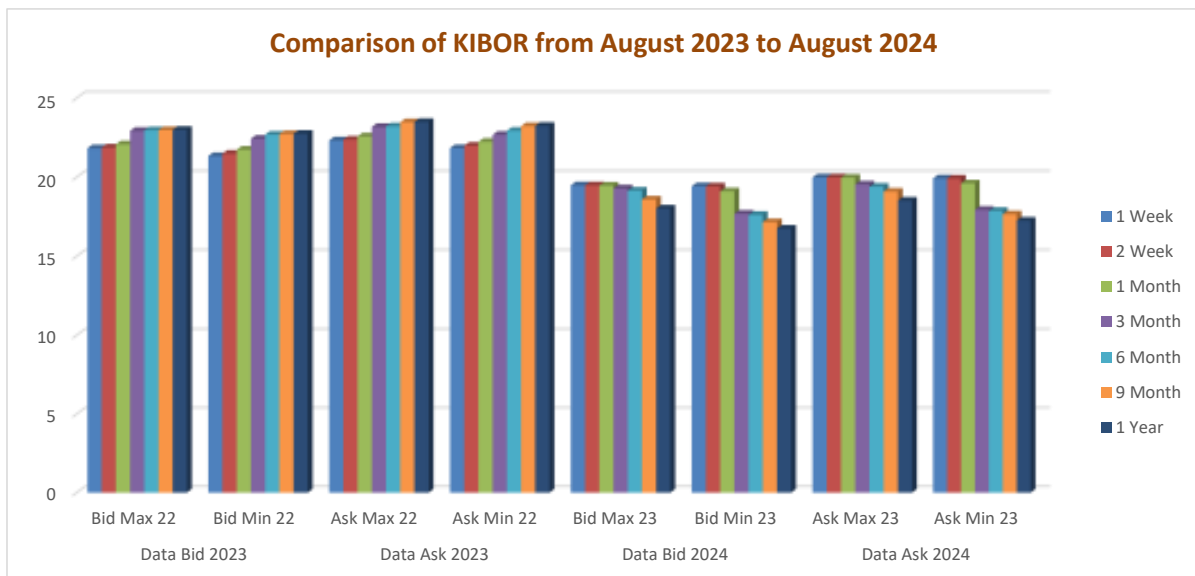


Month Indicator	Per Troy Ounce Gold	Per Troy Ounce Silver	Per Pound Copper	Per Pound Cotton	37 Per KG (Weekly Price) Local Cotton	Per MMBTU Natural Gas
0	0	0	0	0	0	0
Aug. 2023 Maximum	1,944.08	24.70	3.90	89.29	65.61	2.96
Aug. 2023 Minimum	1,888.19	22.39	3.67	84.32	61.56	2.48
Aug. 2024 Maximum	2,524.57	29.99	4.23	71.10	75.81	2.24
Aug. 2024 Minimum	2,384.98	26.65	3.94	65.79	66.96	1.90



Comparison of KIBOR from August 2023 to August 2024

	Data Bid 2023		Data Ask 2023		Data Bid 2024		Data Ask 2024	
	Bid Max 22	Bid Min 22	Ask Max 22	Ask Min 22	Bid Max 23	Bid Min 23	Ask Max 23	Ask Min 23
1 Week	21.82	21.33	22.32	21.83	19.48	19.42	19.98	19.92
2 Week	21.87	21.48	22.37	21.98	19.48	19.41	19.98	19.91
1 Month	22.07	21.73	22.57	22.23	19.46	19.1	19.96	19.6
3 Month	22.92	22.42	23.17	22.67	19.28	17.68	19.53	17.93
6 Month	22.96	22.68	23.21	22.93	19.14	17.61	19.39	17.86
9 Month	22.97	22.72	23.47	23.22	18.58	17.15	19.08	17.65
1 Year	22.99	22.74	23.49	23.24	18.01	16.74	18.51	17.24





**SMA RIZVI TEXTILE INSTITUTE**  
Career in Textile & Other Industrial Sectors



**ADMISSION  
2023-24**

**DAE** DIPLOMA OF  
ASSOCIATE  
ENGINEER  
**3 YEARS PROGRAM**

- Recognized by Sindh Board of Technical Education (SBTE)
- Equivalent to Intermediate Science (Pre-Engineering)

**ELIGIBILITY**

Matric Science / Technical

**FEES**

**Rs. 3200**

- We offer 50% scholarship's for first come first bases for bright students
- A+ Grade Student Upto 50% Off
- A Grade Student Upto 30% Off
- B and B+ Student Upto 20% Off
- Hostel Facility is also available
- 100% job guaranteed

**COURSES**

MECHANICAL

ELECTRONICS

TEXTILE WEAVING

ELECTRICAL

CHEMICAL

TEXTILE DYEING & PRINTING

CIVIL

**FOR MORE INFO**

[www.smarti.edu.pk](http://www.smarti.edu.pk)

☎ 021-35076897 / 0321-3222270

Monday to Saturday (09:00 am to 03:00pm)  
(Morning Week Days)

Plot # 231, Sector # 23, Road 10,000 Korangi Industrial Area, Karachi