



Towel Manufacturers' Association of Pakistan

TMA HOUSE

77-A, SMCHS, Karachi-74400 (Pakistan)

Phones: (9221)34382801-4 Fax : (9221)34551628

E-Mail : tma@towelassociation.com Web Site : www.towelassociation.com

CIRCULAR

To Members of the Association
From Towel Manufacturers' Association of Pakistan
Sub Export Data of Textile Products July-Jan 2018-2019
Date Friday, February 22, 2019

Dear Members,

Provisional figures compiled by the Pakistan Bureau of Statistics of exports from Pakistan during the month July-Jan 2018-2019 of all Textile Items including Towels & Made-ups for your kind information.

Exports of Textiles during July-Jan, 2019 totaled US \$ 7,795,322/- (Provisional) as against US \$ 7,703,082/- during the corresponding period of last year showing an increase of 1.20%.

Main commodities of exports during January 2019 were Knitwear \$ 248,581/-, Bedwear (\$ 193,309/-, Readymade garments \$ 256,310/-, Cotton Cloth \$ 181,369/-, Cotton Yarn \$ 86,614/-, Towels \$ 68,431/-, Madeup (Other Textiles) \$ 62,504/-

Note: As far as Export of Towels is concerned during Jul – Jan 2018-2019, volume wise decreased by (1.58%) and value wise Increased to 7.48% as compared to the figure of last year of same period, which needs to be re-accessed as the GSP+ status already exists.

Thanking you,

M Muzzamil Husain
Secretary General



Towel Manufacturers' Association of Pakistan

TMA HOUSE

77-A, SMCHS, Karachi-74400 (Pakistan)

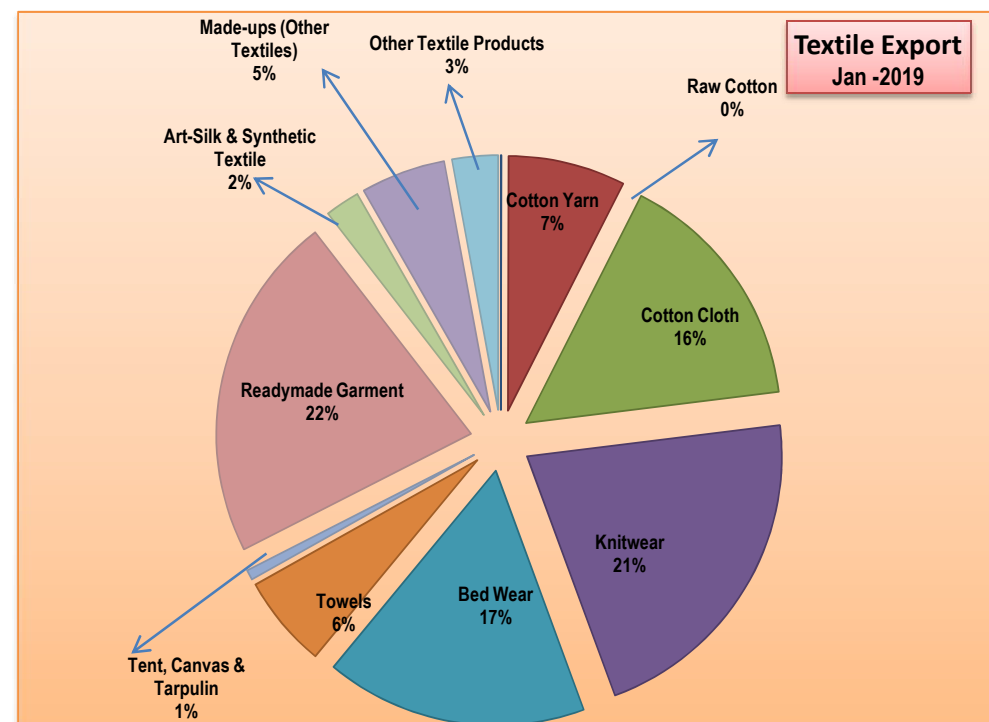
Phones: (9221)34382801-4 Fax : (9221)34551628

E-Mail : tma@towelassociation.com Web Site : www.towelassociation.com

STATEMENT SHOWING EXPORT OF TEXTILE MANUFACTURING ITEMS MONTH WISE JULY-JANUARY 2018-2019

VALUE IN "000" \$

SNO	COMMODITIES	UNIT	Jan-19			Dec-18			% Chng QTY	% Chng Val
			QTY	VALUE IN US\$ (000')	UNIT PRICE Sep-18	QTY	VALUE IN US\$ (000')	UNIT PRICE Aug-18		
1	Raw Cotton	M.T.	230	389	1.69	163	901	5.53	41.10	(56.83)
2	Cotton Yarn	M.T.	33,789	86,614	2.56	29,654	117,343	3.96	13.94	(26.19)
3	Cotton Cloth	TH.SQM.	135,975	181,369	1.33	132,425	144,210	1.09	2.68	25.77
4	Knitwear	TH.DOZ.	12,261	248,581	20.27	12,870	208,880	16.23	(4.73)	19.01
5	Bed Wear	M.T.	30,861	193,309	6.26	30,912	164,764	5.33	(0.16)	17.32
6	Towels	M.T.	15,699	68,431	4.36	15,951	51,707	3.24	(1.58)	32.34
7	Tent, Canvas & Tarpulin	M.T.	2,569	7,426	2.89	5,903	4,608	0.78	(56.48)	61.15
8	Readymade Garment	TH.DOZ.	4,789	256,310	53.52	4,453	211,213	47.43	7.55	21.35
9	Art-Silk & Synthetic Textile	TH.SQM.	17,855	25,747	1.44	16,801	19,718	1.17	6.27	30.58
10	Made-ups (Other Textiles)	-	-	62,504	-	-	44,349	-	-	40.94
11	Other Textile Products	-	-	33,858	-	-	32,520	-	-	4.11
TOTAL			254,028	1,164,538		249,132	1,000,213			



SOURCE: EXPORTS FIGURE ARE BASED ON THE MONTHLY DATA OF PAKISTAN BUREAU OF STATISTICS.



Towel Manufacturers' Association of Pakistan

TMA HOUSE

77-A, SMCHS, Karachi-74400 (Pakistan)

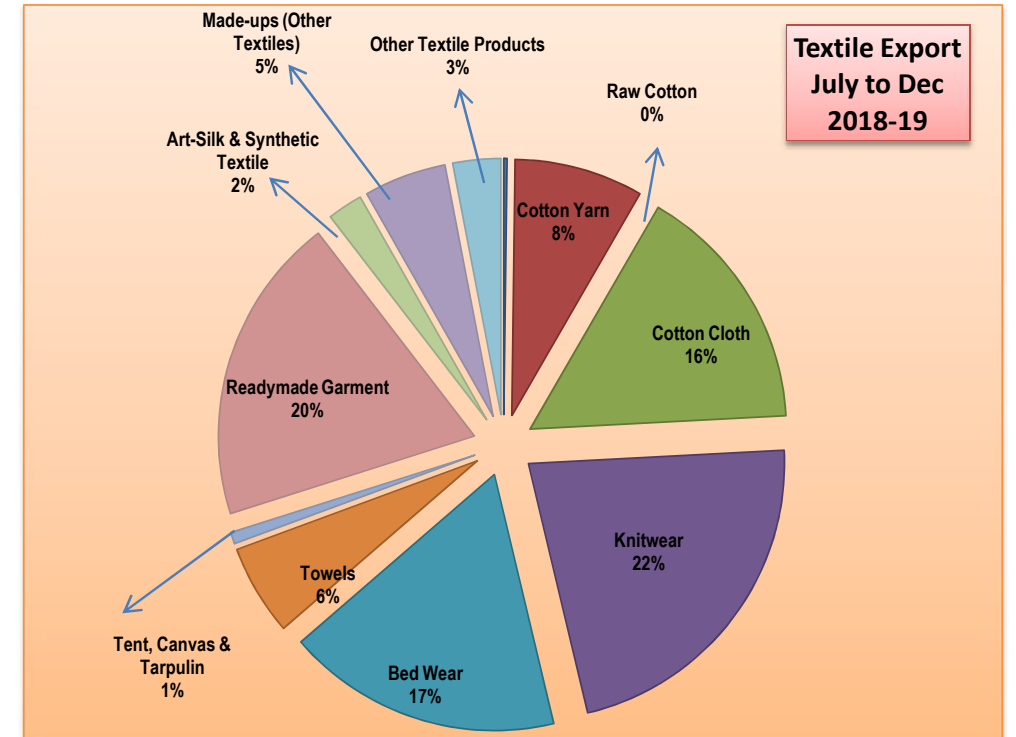
Phones: (9221)34382801-4 Fax : (9221)34551628

E-Mail : tma@towelassociation.com Web Site : www.towelassociation.com

STATEMENT SHOWING EXPORT OF TEXTILE MANUFACTURING ITEMS ALL TEXTILES YEAR WISE

VALUE IN "000" \$

SNO	COMMODITIES	UNIT	July-Jan 2018-2019			JULY-JAN 2017-2018			% Chng QTY	% Chng Val
			QTY	VALUE IN US\$ (000')	UNIT PRICE July to Spt-18	QTY	VALUE IN US\$ (000')	UNIT PRICE July to Spt-17		
1	Raw Cotton	M.T.	8,979	14,450	1.61	33,311	54,958	1.65	(73.04)	(73.71)
2	Cotton Yarn	M.T.	241,470	634,831	2.63	286,689	739,315	2.58	(15.77)	(14.13)
3	Cotton Cloth	TH.SQM.	1,370,096	1,233,661	0.90	1,245,346	1,249,276	1.00	10.02	(1.25)
4	Knitwear	TH.DOZ.	73,446	1,724,157	23.48	61,704	1,548,424	25.09	19.03	11.35
5	Bed Wear	M.T.	242,733	1,354,570	5.58	216,516	1,305,631	6.03	12.11	3.75
6	Towels	M.T.	106,307	446,446	4.20	121,184	458,302	3.78	(12.28)	(2.59)
7	Tent, Canvas & Tarpulin	M.T.	20,056	56,719	2.83	19,741	56,988	2.89	1.60	(0.47)
8	Readymade Garment	TH.DOZ.	28,500	1,516,127	53.20	22,674	1,482,560	65.39	25.69	2.26
9	Art-Silk & Synthetic Textile	TH.SQM.	182,149	173,479	0.95	178,967	172,578	0.96	1.78	0.52
10	Made-ups (Other Textiles)	-	-	405,786	-	-	396,946	-	-	2.23
11	Other Textile Products	-	-	235,106	-	-	238,104	-	-	(1.26)
TOTAL			2,273,736	7,795,332		2,186,132	7,703,082			



NOTE :- TOWEL UNIT PRICE CONTINUOUSLY DIPPING

SOURCE: EXPORTS FIGURE ARE BASED ON THE MONTHLY DATA OF PAKISTAN BUREAU OF STATISTICS.



Towel Manufacturers' Association of Pakistan

TMA HOUSE

77-A, SMCHS, Karachi-74400 (Pakistan)

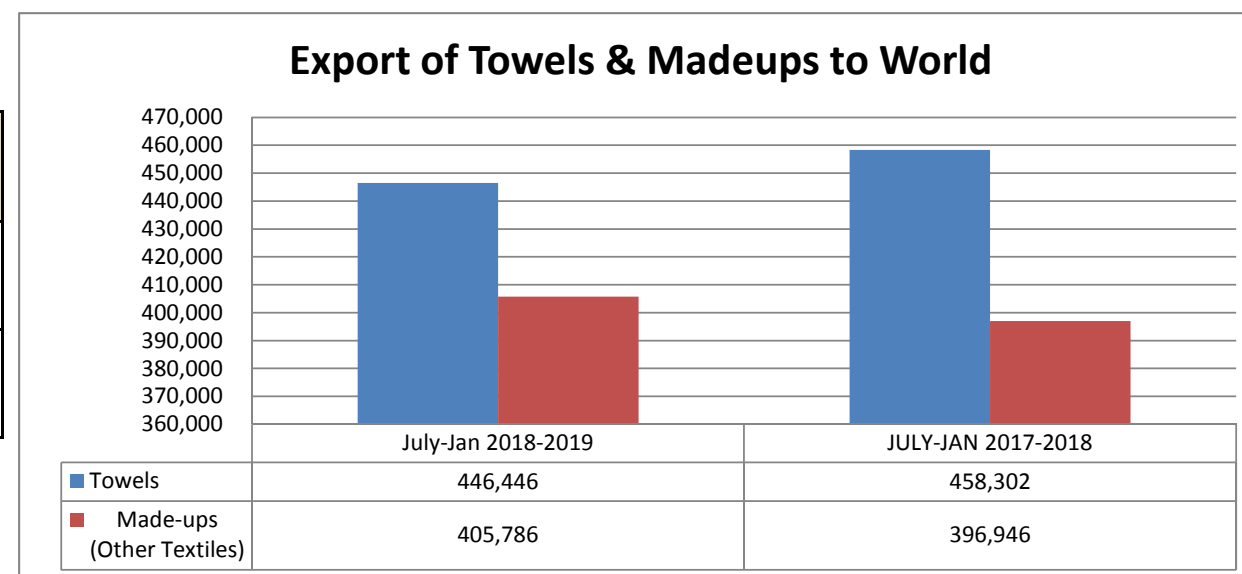
Phones: (9221)34382801-4 Fax : (9221)34551628

E-Mail : tma@towelassociation.com Web Site : www.towelassociation.com

STATEMENT SHOWING EXPORT OF TEXTILE MANUFACTURING ITEMS

TOWEL & MADEUPS TO WORLD YEAR WISE

SNO	COMMODITIES	VALUE IN "000" \$		% Chng Val
		July to Jan 2018-19		
		VALUE IN US\$ (000')	VALUE IN US\$ (000')	
1	Towels	446,446	458,302	(2.59)
2	Made-ups (Other Textiles)	405,786	396,946	2.23
TOTAL		852,232	855,248	



SOURCE: EXPORTS FIGURE ARE BASED ON THE YEARLY DATA OF PAKISTAN BUREAU OF STATISTICS.