



# Towel Manufacturers' Association of Pakistan

## TMA HOUSE

77-A, SMCHS, Karachi-74400 (Pakistan)

Phones: (9221)34382801-4 Fax : (9221)34551628

E-Mail : [tma@towelassociation.com](mailto:tma@towelassociation.com) Web Site : [www.towelassociation.com](http://www.towelassociation.com)

### CIRCULAR

To Members of the Association  
From Towel Manufacturers' Association of Pakistan  
Sub Export Data of Textile Products July-Dec 2017-2018  
Date Friday, January 25, 2019

#### **Dear Members,**

Provisional figures compiled by the Pakistan Bureau of Statistics of exports from Pakistan during the month July-Dec 2017-2018 of all Textile Items including Towels & Made-ups for your kind information.

Exports of Textiles during July-Dec, 2018 totaled US \$ 6,630,980/- (Provisional) as against US \$ 6,626,701 during the corresponding period of last year showing an increase of **0.06%**.

**Main commodities of exports during December 2018 were Knitwear \$ 260,396/-, Bedwear (\$ 193,110/-, Readymade garments \$ 238,119/-, Cotton Cloth \$ 172,242/-, Cotton Yarn \$ 79,451/-, Towels \$ 63,667/-, Madeup (Other Textiles) \$ 60,299/-**

Note: As far as Export of Towels is concerned during Jul – Dec 2017-2018, volume wise decreased by **(6.38%)** and value wise decreased to **(1.60%)** as compared to the figure of last year of same period, which needs to be re-accessed as the GSP+ status already exists.

Thanking you,

**M Muzzamil Husain**  
**Secretary General**



# Towel Manufacturers' Association of Pakistan

## TMA HOUSE

77-A, SMCHS, Karachi-74400 (Pakistan)

Phones: (9221)34382801-4 Fax : (9221)34551628

E-Mail : tma@towelassociation.com Web Site : www.towelassociation.com

### STATEMENT SHOWING EXPORT

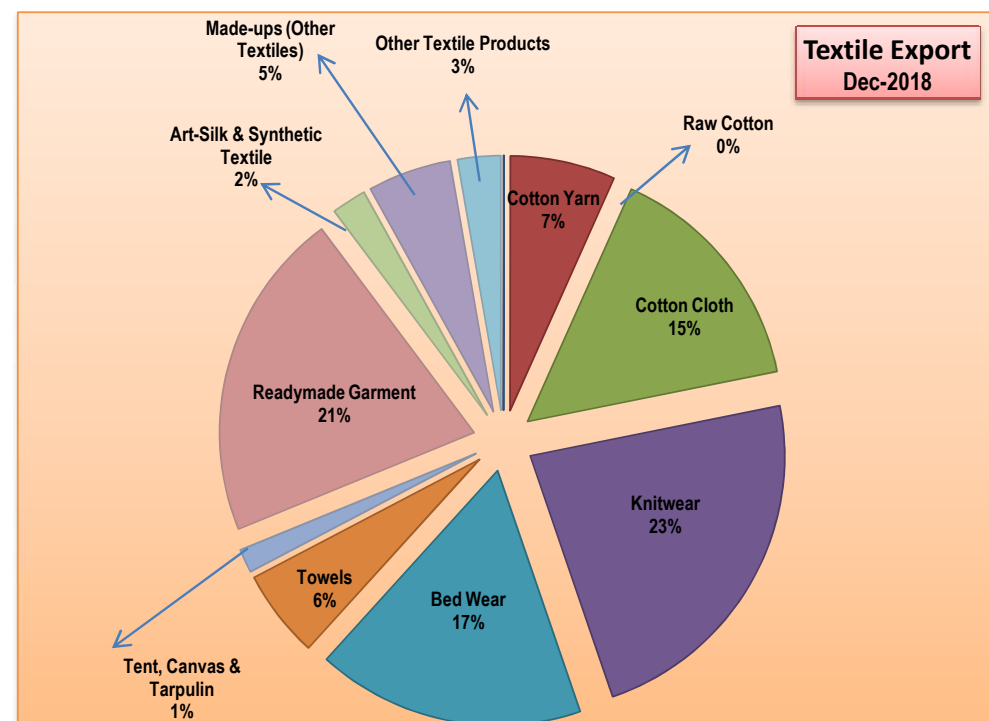
### OF

### TEXTILE MANUFACTURING ITEMS

### MONTH WISE NOV 2018 VS DEC 2018

VALUE IN "000" \$

SNO	COMMODITIES	UNIT	Dec-18			Nov-18			UNIT PRICE Aug-18	% Chng QTY	% Chng Val
			QTY	VALUE IN US\$ (000')	UNIT PRICE Sep-18	QTY	VALUE IN US\$ (000')				
1	Raw Cotton	M.T.	163	289	1.77	919	901	0.98	(82.26)	(67.92)	
2	Cotton Yarn	M.T.	29,654	75,763	2.55	30,634	117,343	3.83	(3.20)	(35.43)	
3	Cotton Cloth	TH.SQM.	132,425	172,242	1.30	124,570	144,210	1.16	6.31	19.44	
4	Knitwear	TH.DOZ.	12,870	260,396	20.23	12,456	208,880	16.77	3.32	24.66	
5	Bed Wear	M.T.	30,912	193,110	6.25	31,236	164,764	5.27	(1.04)	17.20	
6	Towels	M.T.	15,951	63,667	3.99	17,038	51,707	3.03	(6.38)	23.13	
7	Tent, Canvas & Tarpulin	M.T.	5,903	17,060	2.89	2,761	4,608	1.67	113.80	270.23	
8	Readymade Garment	TH.DOZ.	4,453	238,119	53.47	3,890	211,213	54.30	14.47	12.74	
9	Art-Silk & Synthetic Textile	TH.SQM.	16,801	25,009	1.49	15,229	19,718	1.29	10.32	26.83	
10	Made-ups (Other Textiles)	-	-	60,299	-	-	44,349	-	-	35.96	
11	Other Textile Products	-	-	31,107	-	-	32,520	-	-	(4.35)	
<b>TOTAL</b>			<b>249,132</b>	<b>1,137,061</b>		<b>238,733</b>	<b>1,000,213</b>				



**SOURCE: EXPORTS FIGURE ARE BASED ON THE MONTHLY DATA OF PAKISTAN BUREAU OF STATISTICS.**



# Towel Manufacturers' Association of Pakistan

## TMA HOUSE

77-A, SMCHS, Karachi-74400 (Pakistan)

Phones: (9221)34382801-4 Fax : (9221)34551628

E-Mail : tma@towelassociation.com Web Site : www.towelassociation.com

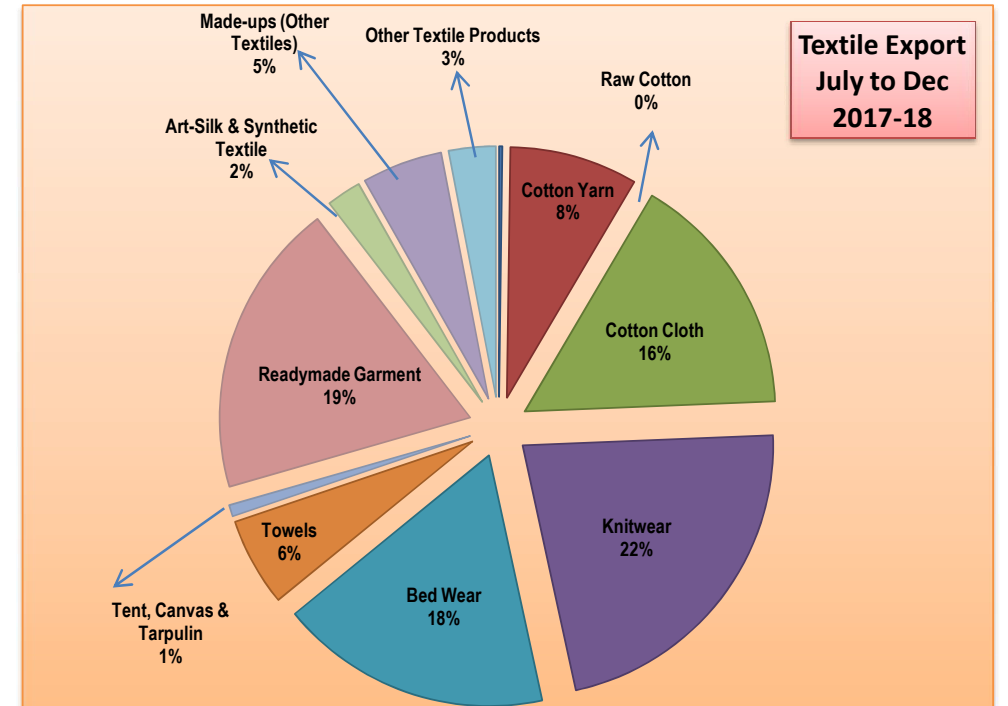
### STATEMENT SHOWING EXPORT OF

### TEXTILE MANUFACTURING ITEMS

### ALL TEXTILES YEAR WISE

VALUE IN "000" \$

SNO	COMMODITIES	UNIT	July to Dec 2017-18			July to Dec 2016-2017			% Chng QTY	% Chng Val
			QTY	VALUE IN US\$ (000')	UNIT PRICE July to Spt-18	QTY	VALUE IN US\$ (000')	UNIT PRICE July to Spt-17		
1	Raw Cotton	M.T.	8,689	14,062	1.62	32,232	53,304	1.65	(73.04)	(73.62)
2	Cotton Yarn	M.T.	207,487	548,162	2.64	257,863	661,513	2.57	(19.54)	(17.14)
3	Cotton Cloth	TH.SQM.	1,112,727	1,052,547	0.95	1,047,437	1,066,849	1.02	6.23	(1.34)
4	Knitwear	TH.DOZ.	63,116	1,474,867	23.37	52,672	1,334,586	25.34	19.83	10.51
5	Bed Wear	M.T.	206,722	1,161,233	5.62	185,624	1,124,437	6.06	11.37	3.27
6	Towels	M.T.	93,030	378,020	4.06	103,289	385,839	3.74	(9.93)	(2.03)
7	Tent, Canvas & Tarpulin	M.T.	17,145	49,293	2.88	17,095	49,705	2.91	0.29	(0.83)
8	Readymade Garment	TH.DOZ.	23,462	1,260,543	53.73	18,869	1,249,416	66.22	24.34	0.89
9	Art-Silk & Synthetic Textile	TH.SQM.	150,584	147,735	0.98	150,745	148,040	0.98	(0.11)	(0.21)
10	Made-ups (Other Textiles)	-	-	343,292	-	-	337,996	-	-	1.57
11	Other Textile Products	-	-	201,226	-	-	215,016	-	-	(6.41)
TOTAL			1,882,962	6,630,980		1,865,826	6,626,701			



**NOTE :- TOWEL UNIT PRICE CONTINUOUSLY DIPPING**

**SOURCE: EXPORTS FIGURE ARE BASED ON THE MONTHLY DATA OF PAKISTAN BUREAU OF STATISTICS.**



# Towel Manufacturers' Association of Pakistan

## TMA HOUSE

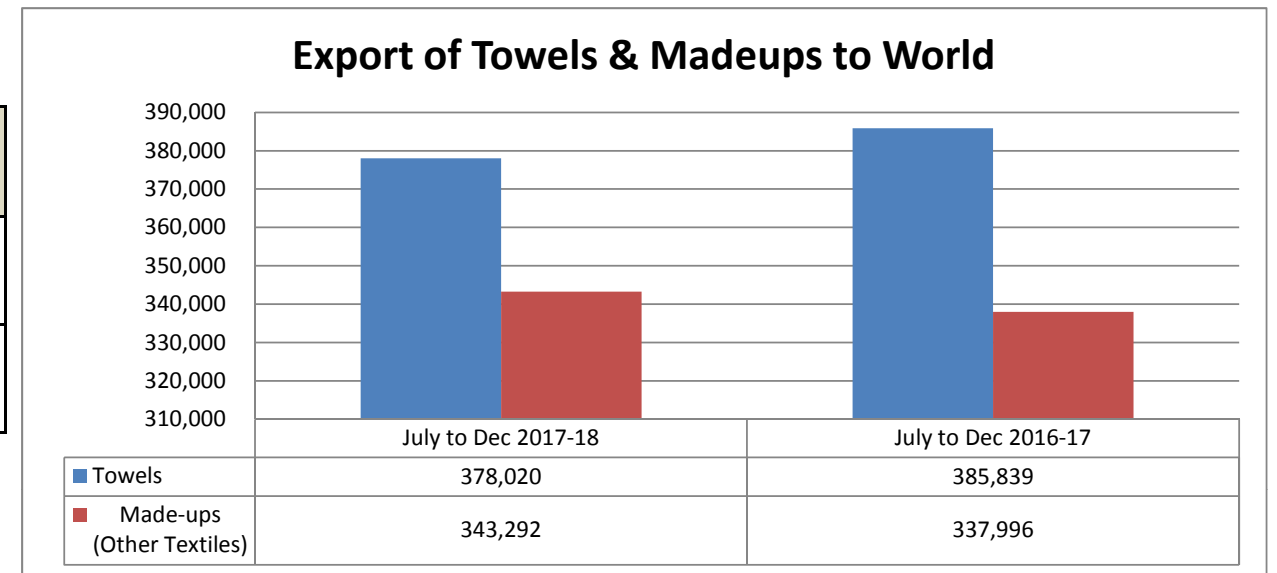
77-A, SMCHS, Karachi-74400 (Pakistan)

Phones: (9221)34382801-4 Fax : (9221)34551628

E-Mail : tma@towelassociation.com Web Site : www.towelassociation.com

### STATEMENT SHOWING EXPORT OF TEXTILE MANUFACTURING ITEMS TOWEL & MADEUPS TO WORLD YEAR WISE

SNO	COMMODITIES	VALUE IN "000" \$		% Chng Val
		July to Oct 2017-18	July to Oct 2016-17	
		VALUE IN US\$ (000')	VALUE IN US\$ (000')	
1	Towels	378,020	385,839	(2.03)
2	Made-ups (Other Textiles)	343,292	337,996	1.57
<b>TOTAL</b>		<b>721,312</b>	<b>723,835</b>	



**SOURCE: EXPORTS FIGURE ARE BASED ON THE YEARLY DATA OF PAKISTAN BUREAU OF STATISTICS.**