



Towel Manufacturers' Association of Pakistan

TMA HOUSE

77-A, SMCHS, Karachi-74400 (Pakistan)

Phones: (9221)34382801-4 Fax : (9221)34551628

E-Mail : tma@towelassociation.com Web Site : www.towelassociation.com

CIRCULAR

To Members of the Association
From Towel Manufacturers' Association of Pakistan
Sub **Export Data of Textile Products July-March 2018-2019**
Date Saturday, April 20, 2019

Dear Members,

Provisional figures compiled by the Pakistan Bureau of Statistics of exports from Pakistan during the month July-March 2018-2019 of all Textile Items including Towels & Made-ups for your kind information.

Exports of Textiles during July-March, 2019 totaled US \$ 9,968,696/- (Provisional) as against US \$ 9,959,732/- during the corresponding period of last year showing an increase of 0.09%.

Main commodities of exports during March 2019 were Knitwear \$ 215,282/-, Bedwear \$ 189,234/-, Readymade garments \$ 214,915/-, Cotton Cloth \$ 185,555/-, Cotton Yarn \$ 91,919/-, Towels \$ 71,253/-, Madeup (Other Textiles) \$ 58391/-

Note: As far as Export of Towels is concerned during Jul – March 2018-2019, volume wise decreased by 10.97% and value wise decreased to 1.85% as compared to the figure of last year of same period, which needs to be re-accessed as the GSP+ status already exists.

Thanking you,

M Muzzamil Husain
Secretary General



Towel Manufacturers' Association of Pakistan

TMA HOUSE

77-A, SMCHS, Karachi-74400 (Pakistan)

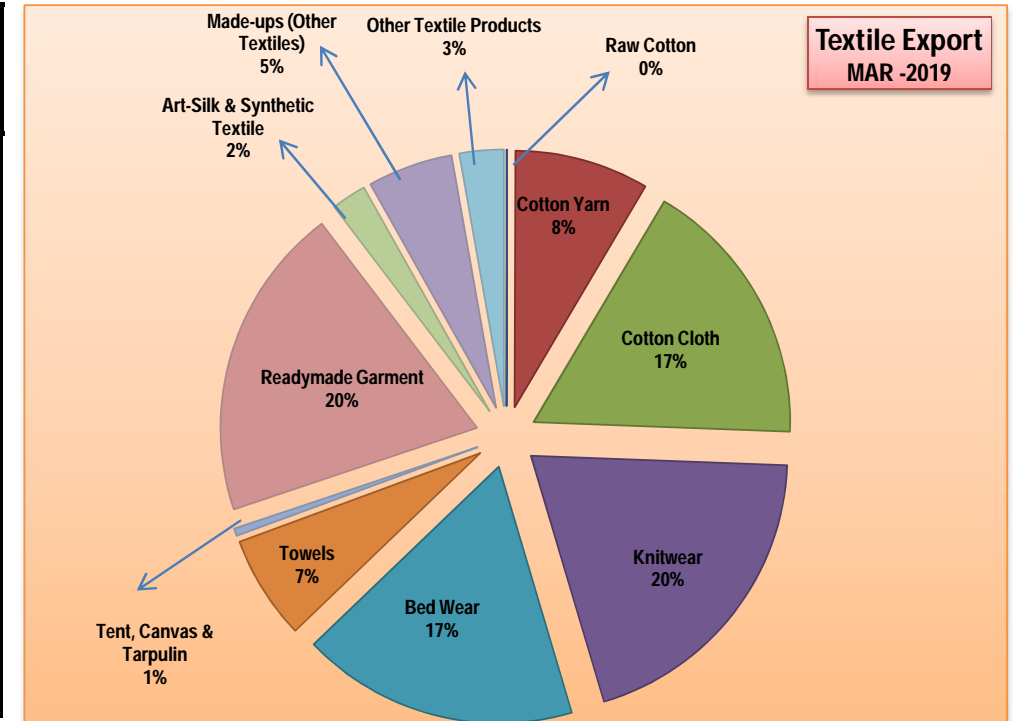
Phones: (9221)34382801-4 Fax :(9221)34551628

E-Mail : tma@towelassociation.com Web Site : www.towelassociation.com

STATEMENT SHOWING EXPORT OF TEXTILE MANUFACTURING ITEMS MONTH WISE JULY- MARCH 2018-2019

VALUE IN "000" \$

SNO	COMMODITIES	UNIT	Mar-19			Feb-19			% Chng QTY	% Chng Val
			QTY	VALUE IN US\$ (000')	UNIT PRICE	QTY	VALUE IN US\$ (000')	UNIT PRICE		
1	Raw Cotton	M.T.	307	438	1.43	527	837	1.59	(41.75)	(47.67)
2	Cotton Yarn	M.T.	36,258	91,919	2.54	43,231	108,366	2.51	(16.13)	(15.18)
3	Cotton Cloth	TH.SQM.	198,638	185,555	0.93	163,513	177,051	1.08	21.48	4.80
4	Knitwear	TH.DOZ.	9,879	215,282	21.79	9,946	215,396	21.66	(0.67)	(0.05)
5	Bed Wear	M.T.	30,740	189,234	6.16	28,758	175,405	6.10	6.89	7.88
6	Towels	M.T.	16,174	71,253	4.41	15,952	70,078	4.39	1.39	1.68
7	Tent, Canvas & Tarpulin	M.T.	1,876	5,123	2.73	2,411	6,403	2.66	(22.19)	(19.99)
8	Readymade Garment	TH.DOZ.	4,100	214,915	52.42	4,189	225,892	53.93	(2.12)	(4.86)
9	Art-Silk & Synthetic Textile	TH.SQM.	17,495	23,864	1.36	15,649	23,157	1.48	11.80	3.05
10	Made-ups (Other Textiles)	-	-	58,391	-	-	55,396	-	-	5.41
11	Other Textile Products	-	-	30,223	-	-	29,986	-	-	0.79
TOTAL			315,467	1,086,197		284,176	1,087,967			



SOURCE: EXPORTS FIGURE ARE BASED ON THE MONTHLY DATA OF PAKISTAN BUREAU OF STATISTICS.



Towel Manufacturers' Association of Pakistan

TMA HOUSE

77-A, SMCHS, Karachi-74400 (Pakistan)

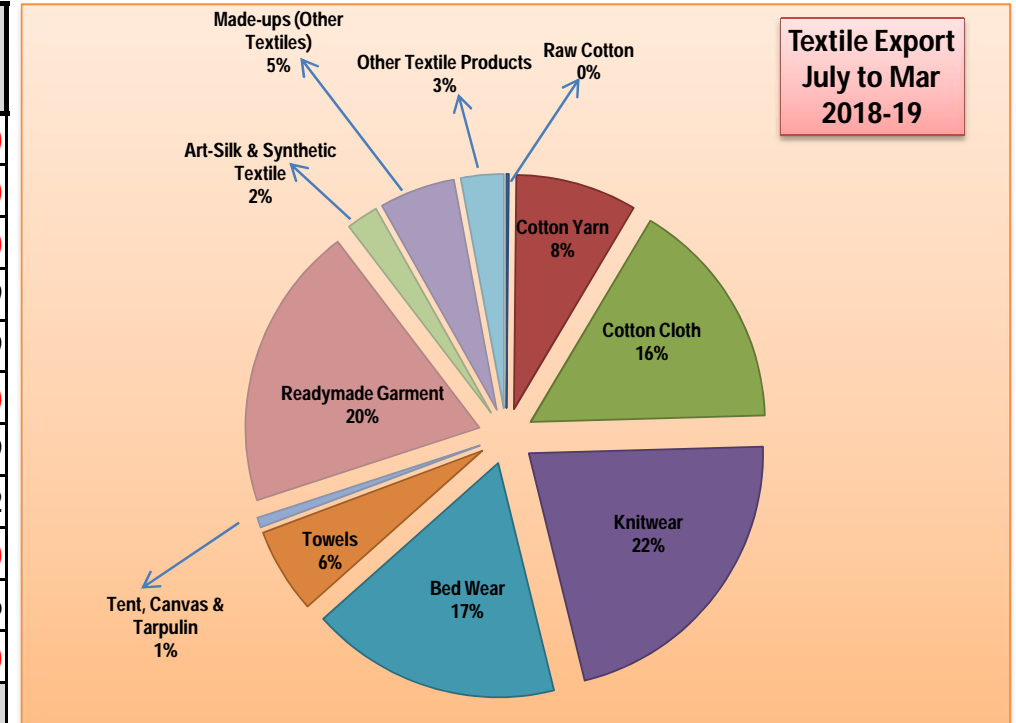
Phones: (9221)34382801-4 Fax : (9221)34551628

E-Mail : tma@towelassociation.com Web Site : www.towelassociation.com

STATEMENT SHOWING EXPORT OF TEXTILE MANUFACTURING ITEMS ALL TEXTILES year wise

VALUE IN "000" \$

SNO	COMMODITIES	UNIT	July-Mar 2018-2019			July-Mar 2017-2018			% Chng QTY	% Chng Val
			QTY	VALUE IN US\$ (000')	UNIT PRICE	QTY	VALUE IN US\$ (000')	UNIT PRICE		
1	Raw Cotton	M.T.	9,744	15,721	1.61	33,862	55,825	1.65	(71.22)	(71.84)
2	Cotton Yarn	M.T.	320,525	835,325	2.61	380,434	987,797	2.60	(15.75)	(15.44)
3	Cotton Cloth	TH.SQM.	1,967,303	1,596,271	0.81	1,666,130	1,630,268	0.98	18.08	(2.09)
4	Knitwear	TH.DOZ.	89,231	2,155,039	24.15	77,712	1,971,906	25.37	14.82	9.29
5	Bed Wear	M.T.	308,150	1,719,185	5.58	279,460	1,674,096	5.99	10.27	2.69
6	Towels	M.T.	137,318	587,779	4.28	154,237	598,845	3.88	(10.97)	(1.85)
7	Tent, Canvas & Tarpulin	M.T.	24,093	68,252	2.83	22,871	65,953	2.88	5.34	3.49
8	Readymade Garment	TH.DOZ.	37,528	1,957,018	52.15	29,289	1,918,313	65.50	28.13	2.02
9	Art-Silk & Synthetic Textile	TH.SQM.	248,919	220,453	0.89	222,352	227,770	1.02	11.95	(3.21)
10	Made-ups (Other Textiles)	-	-	519,857	-	-	513,364	-	-	1.26
11	Other Textile Products	-	-	293,796	-	-	315,595	-	-	(6.91)
TOTAL			3,142,811	9,968,696		2,866,347	9,959,732			



SOURCE: EXPORTS FIGURE ARE BASED ON THE MONTHLY DATA OF PAKISTAN BUREAU OF STATISTICS.



Towel Manufacturers' Association of Pakistan

TMA HOUSE

77-A, SMCHS, Karachi-74400 (Pakistan)

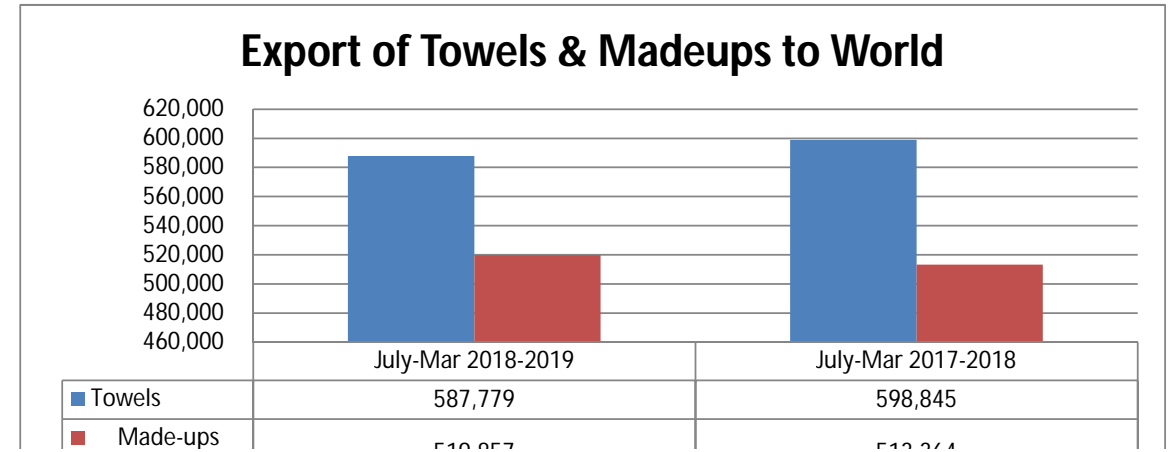
Phones: (9221)34382801-4 Fax : (9221)34551628

E-Mail : tma@towelassociation.com Web Site : www.towelassociation.com

STATEMENT SHOWING EXPORT OF TEXTILE MANUFACTURING ITEMS TOWEL & MADEUPS TO WORLD YEAR WISE

VALUE IN "000" \$

SNO	COMMODITIES	July-Mar 2018-2019		July-Mar 2017-2018	
		VALUE IN US\$ (000')	VALUE IN US\$ (000')	VALUE IN US\$ (000')	VALUE IN US\$ (000')
1	Towels	587,779	598,845		(1.85)
2	Made-ups (Other Textiles)	519,857	513,364		1.26
TOTAL		1,107,636	1,112,209		



SOURCE: EXPORTS FIGURE ARE BASED ON THE YEARLY DATA OF PAKISTAN BUREAU OF STATISTICS.