



Towel Manufacturers' Association of Pakistan

TMA HOUSE

77-A, SMCHS, Karachi-74400 (Pakistan)

Phones: (9221)34382801-4 Fax : (9221)34551628

E-Mail : tma@towelassociation.com Web Site : www.towelassociation.com

CIRCULAR

To Members of the Association
From Towel Manufacturers' Association of Pakistan
Sub Export Data of Textile Products July-Feb 2018-2019
Date Saturday, March 16, 2019

Dear Members,

Provisional figures compiled by the Pakistan Bureau of Statistics of exports from Pakistan during the month **July-Feb 2018-2019** of all Textile Items including Towels & Made-ups for your kind information.

Exports of Textiles during **July-Feb, 2019** totaled US \$ **8,881,803/-** (Provisional) as against US \$ **8,760,164/-** during the corresponding period of last year showing an increase of **1.39%**.

Main commodities of exports during **Feb 2019** were **Knitwear \$ 215,396/-**, **Bedwear \$ 175,405/-**, **Readymade Garments \$ 256,310/-**, **Cotton Cloth \$ 177,051/-**, **Cotton Yarn \$ 108,366/-**, **Towels \$ 70,078/-**, **Madeup (Other Textiles) \$ 55,396/-**

Note: As far as Export of Towels is concerned during Jul – Feb 2018-2019, volume wise Increased by 1.61 and value wise Increased to 2.41% as compared to the figure of last year of same period, which needs to be re-accessed as the GSP+ status already exists.

Thanking you,

M Muzzamil Husain
Secretary General



Towel Manufacturers' Association of Pakistan

TMA HOUSE

77-A, SMCHS, Karachi-74400 (Pakistan)

Phones: (9221)34382801-4 Fax : (9221)34551628

E-Mail : tma@towelassociation.com Web Site : www.towelassociation.com

STATEMENT SHOWING EXPORT

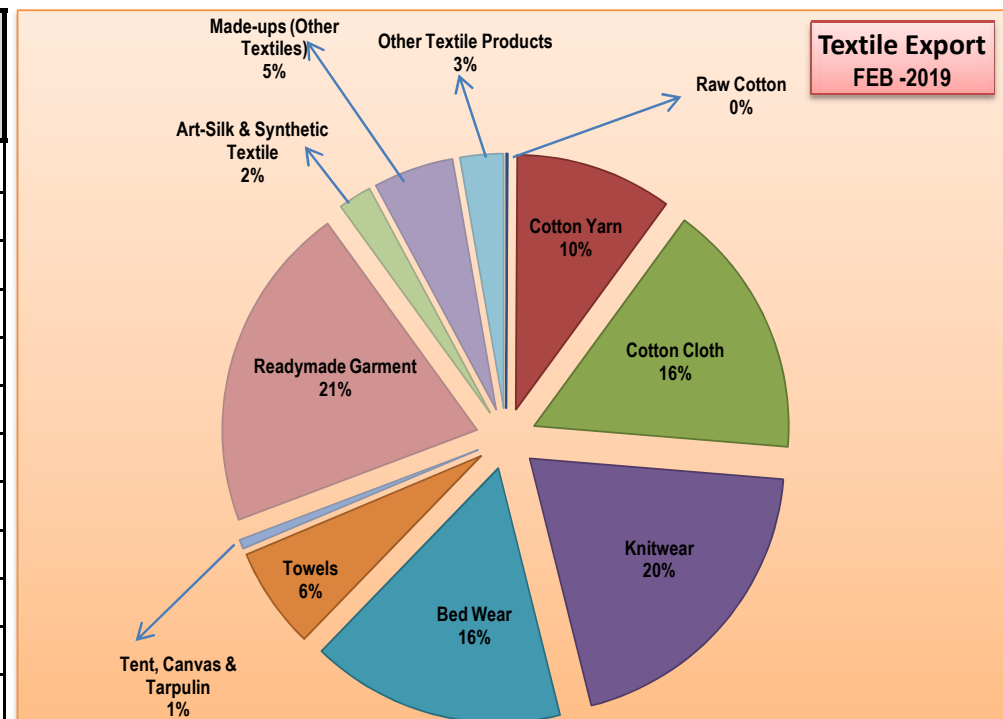
OF

TEXTILE MANUFACTURING ITEMS

MONTH WISE JULY-FEBURARY 2018-2019

VALUE IN "000" \$

SNO	COMMODITIES	UNIT	Feb-19			Jan-19			% Chng QTY	% Chng Val
			QTY	VALUE IN US\$ (000')	UNIT PRICE	QTY	VALUE IN US\$ (000')	UNIT PRICE		
1	Raw Cotton	M.T.	527	837	1.59	230	389	1.69	129.13	115.17
2	Cotton Yarn	M.T.	43,231	108,366	2.51	33,789	86,614	2.56	27.94	25.11
3	Cotton Cloth	TH.SQM.	163,513	177,051	1.08	135,975	181,369	1.33	20.25	(2.38)
4	Knitwear	TH.DOZ.	9,946	215,396	21.66	12,261	248,581	20.27	(18.88)	(13.35)
5	Bed Wear	M.T.	28,758	175,405	6.10	30,861	193,309	6.26	(6.81)	(9.26)
6	Towels	M.T.	15,952	70,078	4.39	15,699	68,431	4.36	1.61	2.41
7	Tent, Canvas & Tarpulin	M.T.	2,411	6,403	2.66	2,569	7,426	2.89	(6.15)	(13.78)
8	Readymade Garment	TH.DOZ.	4,189	225,892	53.93	4,789	256,310	53.52	(12.53)	(11.87)
9	Art-Silk & Synthetic Textile	TH.SQM.	15,649	23,157	1.48	17,855	25,747	1.44	(12.36)	(10.06)
10	Made-ups (Other Textiles)	-	-	55,396	-	-	62,504	-	-	(11.37)
11	Other Textile Products	-	-	29,986	-	-	33,858	-	-	(11.44)
TOTAL			284,176	1,087,967		254,028	1,164,538			



SOURCE: EXPORTS FIGURE ARE BASED ON THE MONTHLY DATA OF PAKISTAN BUREAU OF STATISTICS.



Towel Manufacturers' Association of Pakistan

TMA HOUSE

77-A, SMCHS, Karachi-74400 (Pakistan)

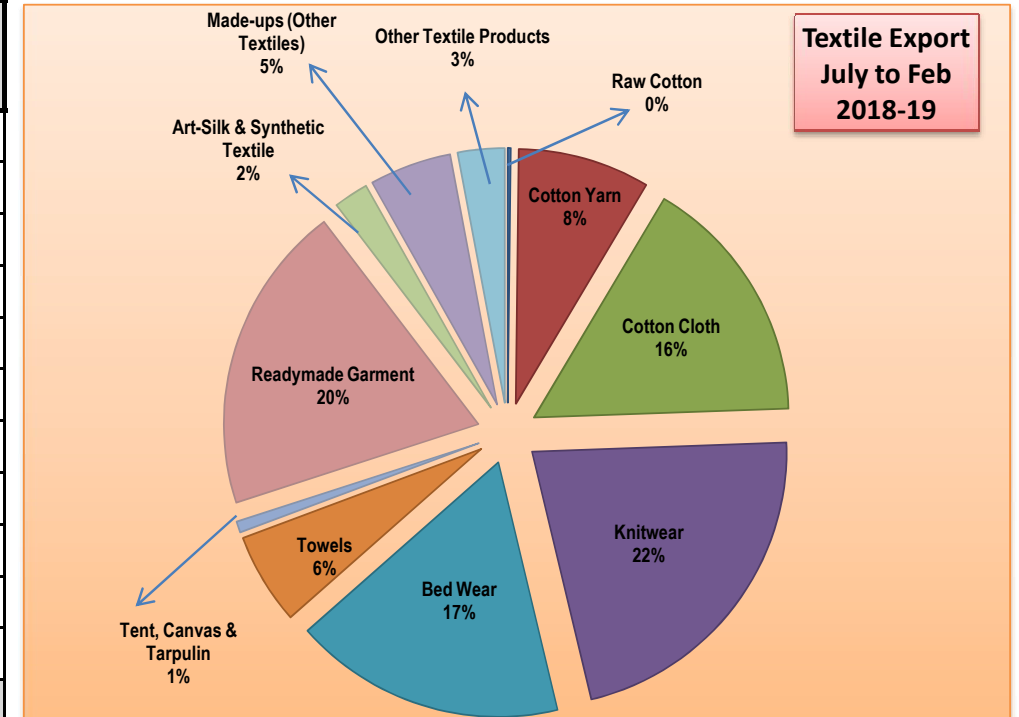
Phones: (9221)34382801-4 Fax : (9221)34551628

E-Mail : tma@towelassociation.com Web Site : www.towelassociation.com

STATEMENT SHOWING EXPORT OF TEXTILE MANUFACTURING ITEMS ALL TEXTILES YEAR WISE

VALUE IN "000" \$

SNO	COMMODITIES	UNIT	July-Feb 2018-2019			July-Feb 2017-2018			% Chng QTY	% Chng Val
			QTY	VALUE IN US\$ (000')	UNIT PRICE	QTY	VALUE IN US\$ (000')	UNIT PRICE		
1	Raw Cotton	M.T.	9,446	15,284	1.62	33,697	55,549	1.65	(71.97)	(72.49)
2	Cotton Yarn	M.T.	284,652	743,405	2.61	332,595	859,716	2.58	(14.41)	(13.53)
3	Cotton Cloth	TH.SQM.	1,629,606	1,410,716	0.87	1,431,356	1,425,576	1.00	13.85	(1.04)
4	Knitwear	TH.DOZ.	81,396	1,939,553	23.83	68,804	1,741,699	25.31	18.30	11.36
5	Bed Wear	M.T.	275,343	1,529,960	5.56	246,324	1,477,724	6.00	11.78	3.53
6	Towels	M.T.	121,057	516,526	4.27	136,574	523,266	3.83	(11.36)	(1.29)
7	Tent, Canvas & Tarpulin	M.T.	22,202	63,122	2.84	20,989	60,001	2.86	5.78	5.20
8	Readymade Garment	TH.DOZ.	32,801	1,741,879	53.10	25,852	1,695,814	65.60	26.88	2.72
9	Art-Silk & Synthetic Textile	TH.SQM.	215,982	196,600	0.91	200,117	197,293	0.99	7.93	(0.35)
10	Made-ups (Other Textiles)	-	-	461,236	-	-	451,646	-	-	2.12
11	Other Textile Products	-	-	263,522	-	-	271,880	-	-	(3.07)
TOTAL			2,672,485	8,881,803		2,496,308	8,760,164			



NOTE :- TOWEL UNIT PRICE CONTINUOUSLY DIPPING

SOURCE: EXPORTS FIGURE ARE BASED ON THE MONTHLY DATA OF PAKISTAN BUREAU OF STATISTICS.



Towel Manufacturers' Association of Pakistan

TMA HOUSE

77-A, SMCHS, Karachi-74400 (Pakistan)

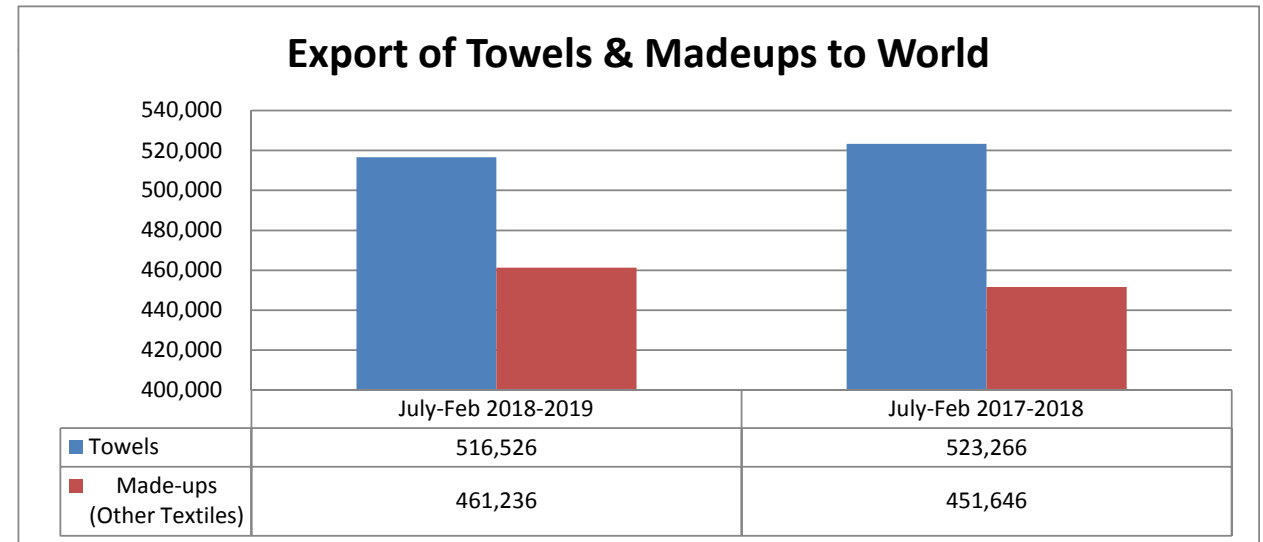
Phones: (9221)34382801-4 Fax : (9221)34551628

E-Mail : tma@towelassociation.com Web Site : www.towelassociation.com

STATEMENT SHOWING EXPORT OF TEXTILE MANUFACTURING ITEMS

TOWEL & MADEUPS TO WORLD YEAR WISE

		VALUE IN "000" \$		
		July to Feb 2018-19		
SNO	COMMODITIES	VALUE IN US\$ (000')	VALUE IN US\$ (000')	% Chng Val
1	Towels	516,526	523,266	(1.29)
2	Made-ups (Other Textiles)	461,236	451,646	2.12
TOTAL		977,762	974,912	



SOURCE: EXPORTS FIGURE ARE BASED ON THE YEARLY DATA OF PAKISTAN BUREAU OF STATISTICS.